

JSU

2020 FOOTBALL

#4 Jacksonville State (9-2, 6-1 Ohio Valley Conference) vs Davidson (4-2, 4-1 Ohio Valley Conference)

Game 12 • April 24, 2021 • 1 p.m. CT • ESPN3
Burgess-Snow Field (24,000) • Jacksonville, Ala.



QUICK HITS

- The Gamecocks and Wildcats will be meeting for the first time this week. JSU has never faced a current member of the Pioneer Football League on the gridiron.
- The Gamecocks are making their 20th appearance in the NCAA Playoffs and their ninth in the FCS Playoffs. JSU is 21-18 in 39 NCAA Playoff games and is 6-9 in 15 FCS games. JSU is 6-6 in the postseason since 2014.
- The winner of this week's game will advance to the Quarterfinals of the FCS Playoffs to face the winner of this week's game between Delaware and Sacred Heart in Newark, Del.
- JSU won the 2020 OVC Championship, its ninth since joining the OVC in 2003 and its sixth in the last seven seasons. The last six have been outright titles: five-straight from 2014-18 and the 2020 title.
- Jacksonville State enters this week's game coming off a 28-14 road win over #16 Murray State that featured two teams tied for first place in the league standings. The defacto conference championship game gave the title to the Gamecocks.
- The Gamecock defense held its school-record ninth-straight opponent under 100 rushing yards last week. Murray State had 28 yards on 21 carries.

THE GAMECOCKS BY THE NUMBERS

.770 - John Grass' career winning percentage as a head coach, 10th-highest among all active Div. I coaches and third among active FCS coaches

2 - Rush of 20 yards or longer against the JSU defense in the last 10 games (295 total carries).

3 - Defensive touchdowns for JSU in 2020, tied for third-most in FCS behind Murray State and Central Arkansas, who are tied with four.

9 - Straight games in which the Gamecocks have held their opponents to under 100 yards rushing after Murray State had just 28 last week, passing 2016 and 2017 for the most games below 100 rushing yards in JSU history.

9 - OVC Championships won by JSU in football. The Gamecocks are playing for their ninth this week.

9 - Where JSU is ranked in the latest STATS Perform FCS Top 25 and the AFCA FCS Coaches Poll after being ranked 12th last week.

11 - Consecutive games in which JSU's defense has forced at least one turnover.

16 - Gamecocks named to the 2020-21 All-OVC Team last week. The 16 players were the most of any team and were led by Defensive Player of the Year Nicario Harper (all of JSU's 16 All-OVC honorees are listed on page 3).

18 - Consecutive seasons at .500 or better by the Gamecocks after securing a winning record in 2020, the longest active streak in the FCS.

21 - Appearances in the NCAA Football Playoffs for Jacksonville State, including the 2021 Spring Postseason.

24 - Conference championships in JSU's football history. A win this week would give the Gamecocks their 24th and sixth in seven years.

87 - Games coached at JSU by head coach John Grass, fourth on JSU's list of career games coached behind Don Salls (163), Bill Burgess (137) and Jack Crowe (144).

102 - Consecutive games in which the Gamecocks have scored, with JSU's last shutout coming in the final game of 2012 at No. 7 Florida.

1,536 - Career receiving yards by senior Trae Barry, most in school history by a tight end after passing Rusty Fuller (1,500 from 1979-83) for first.

7,821 - Average attendance for JSU's three home games of the 2020-21 season, second-most in the FCS this season behind Jackson State.

ON THE AIR



JSU Radio Network

Mike Parris, play-by-play
Eric Mims, analyst



ESPN3

Mike Morgan, play-by-play
Cole Cubelic, analyst

JSU SPORTS INFORMATION

Associate AD/Football SID . . . Josh Underwood
..... underwood@jsu.edu; 256-782-5915; cell-256-453-0545

Assistant SID/Football SID Tyler Brown
..... tabrown@jsu.edu; 256-782-5977; cell-423-619-0557

JSUGamecockSports.com

2020/21 SCHEDULES

Jacksonville State Gamecocks (9-2, 6-1 OVC)

DATE OPPONENT TIME (CT)

OCTOBER (3-1)

3	at Florida State (ACC RSN)	L, 41-24
10	MERCER (ESPN3)	W, 34-28
17	at North Alabama (ESPN3)	W, 24-17
23	at Florida International (ESPN3)	W, 19-10

FEBRUARY (1-0)

28	*TENNESSEE TECH (ESPN+)	W, 27-10
----	--------------------------------	-----------------

MARCH (3-1)

7	*at Tennessee State (ESPN+)	W, 38-16
14	*at UT Martin (ESPN+)	W, 37-20
21	*SE MISSOURI (ESPN+)	W, 21-3
28	*AUSTIN PEAY (ESPN+)	L, 13-10

APRIL (2-0)

3	*at Eastern Illinois (ESPN+)	W, 44-23
11	*at Murray State (ESPN+)	W, 28-14.

* - Ohio Valley Conference Game

Davidson Wildcats (4-2, 4-1 PFL)

DATE OPPONENT TIME (CT)

FEBRUARY (0-1)

20	at Elon	L, 26-23
----	---------	----------

MARCH (3-0)

13	*at Stetson	W, 26-20
20	*PRESBYTERIAN	W, 41-24
27	*MOREHEAD STATE	W, 24-21

APRIL (0-1)

3	*at San Diego	W, 31-25
10	*at Presbyterian	L, 29-24

* - Pioneer Football League Game

MEET THE TEAMS

Jacksonville State

Record 9-2, 6-1 Ohio Valley Conference

Ranking 8th in STATS Top 25
9th in Coaches Poll

Last Game April 11 at #16 Murray State
Won, 28-14

Head Coach John Grass (Jacksonville State, '90)

Career Record 67-20/7th year

JSU Record 67-20/7th year

Grass vs. DC 0-0

vs. Abell 0-0

JSU vs. DC 0-0



Davidson

Record 4-2, 4-1 Pioneer Football League

Ranking NR in STATS Poll
RV in Coaches Poll

Last Game April 10 at Presbyterian
Lost, 29-24

Head Coach Scott Abell (Longwood, '92)

Career Record 57-35/9th year

DC Record 18-11/3rd year

vs. JSU 0-0

vs. Grass 0-0



CHAMPIONS • 2003 • 2004 • 2011 • 2014 • 2015 • 2016 • 2017 • 2018 • 2020

FCS Playoffs Week One Schedule

(Schedule subject to change)

19 Monday Practice 4 p.m.	20 Tuesday Practice 4 p.m.	21 Wednesday Grass Weekly Presser 11 a.m. - Zoom Please contact Josh Underwood (underwood@jsu.edu) for access. Practice 4 p.m.	22 Thursday Practice 4 p.m.	23 Friday Walk Through TBA No Player Availability	24 Saturday Game Day JSU vs Davidson JSU Stadium 1 p.m. CT Post Game Coach Grass and Players will be available via Zoom	25 Sunday
---	--	--	---	--	--	----------------------------

JACKSONVILLE STATE SPORTS INFORMATION

MEDIA POLICIES

PRESS CONFERENCE

John Grass' weekly press availability will be done virtually via Zoom for the 2020 season. He will be available on Wednesday at 11 a.m. Any media wishing to access Coach Grass' press conference should contact Associate AD for Media Relations Josh Underwood (underwood@jsu.edu) for the link to join. Select players will also be on hand during the press conference. If a specific player is needed, contact Josh Underwood by Sunday to make arrangements for the interview.

JOHN GRASS ON THE WEB

Media members can watch John Grass' full press conference each week. The video will be uploaded by 4 p.m. CT on Tuesday at JSUGamecockSports.com.

PRESS CONFERENCE TRANSCRIPTIONS

Transcriptions of John Grass' weekly press conferences are available by 4 p.m. each Tuesday on the athletic web site at JSUGamecockSports.com.

COACHES INTERVIEWS

Outside his regular Tuesday press conference, the best time for Coach Grass interviews is between 10-11 a.m. until Wednesday. Please contact the JSU SID office to make specific arrangements.

PLAYER INTERVIEWS

If at all possible, player interviews need to be conducted during Monday's weekly press conference.



@JSUGamecocksFB
@Coach_Grass
#JSUGamecocks

facebook.com/JSUGamecocks
instagram/JSUGamecocks
Snapchat/JSUGamecocks

OVC TELECONFERENCE

The Ohio Valley Conference will not hold its weekly Zoom teleconference during the playoffs. For conference information, email Kyle Schwartz at kschwartz@ovc.org.



GAMECOCKS SPORTS INFORMATION

JSU SPORTS INFORMATION STAFF

The Jacksonville State Sports Information offices are located on the third floor of Pete Mathews Coliseum.



JOSH UNDERWOOD

Associate AD
FB Contact
underwood@jsu.edu
Office: 256-782-5915
Cell: 256-453-0545
@josh_underwood1



TYLER BROWN

Assistant SID
FB Contact
tabrown@jsu.edu
Office: 256-782-5977
Cell: 423-619-0557
@tylerbrown_91



TONY SCHMIDT

Assistant SID
aschmidt@jsu.edu



Daniel Porter

Assistant SID
dporter2@jsu.edu

THE COACHES

Jacksonville State Head Coach John Grass

John Grass has a 67-20 record in his seventh season as JSU's head coach, the best 87-game start in JSU history. He is 47-7 in OVC play.

Grass' unprecedented start to his collegiate head coaching career has seen the 1990 JSU graduate win five-straight OVC titles, while also becoming the first person to claim the **Roy Kidd** OVC Coach of the Year Award outright in three-straight seasons. He is also the first FCS coach to be named the AFCA's Region Coach of the Year in five-straight seasons and was the first Gamecock in Division I to be voted the AFCA's National Coach of the Year in 2015.

He served as JSU's offensive coordinator on **Bill Clark's** staff in 2013 before being promoted to the head coach after one season.

Prior to coming to JSU in 2013, **Grass** was head coach at Oxford (Ala.) High School from 2008-2012, where he posted five straight winning seasons and a 41-16 record. He also served as head coach at Spain Park from 2006-07, where he was named the 2007 AHSAA Class 6A Coach of the Year. He also was the head coach at Moody High School (2003-05), Albertville High School (2002-03) and Ashville High School (1995-99).

Davidson Head Coach Scott Abell

Scott Abell enters his third season on the Wildcat sideline after being named the program's 28th head coach in January 2018.

In just his second season at the helm, **Abell** led the Wildcats to its best season in nearly two decades, guiding the team to an 8-4 finish, recording the most FCS wins in program history along the way (6).

In his first season, 2018, **Abell's** offense ran away from the competition, but the 2019 'Cats featured a balanced attack, ranking among the top FCS programs nationally in rushing (2nd), total defense (4th), and led the nation in third down percentage.

In year two, Coach **Abell's** squad earned eight All-PFL selections, including three first team honorees. Among those first teamers was Davidson's all-time leading rusher, **Wesley Dugger**. **Dugger** reset the program's rushing benchmark in just his third season, another 1,000-yard season, his third in as many tries. He also set the single season touchdown record, rushing for 22 and led the nation in scoring (12.0 PPG).

ALL-OHIO VALLEY CONFERENCE

Harper Named OVC Defensive POTY 16 Gamecocks Named All-OVC

After winning its ninth Ohio Valley Conference title and its sixth in the past seven years, the Jacksonville State football team had a league-high 16 players named to the OVC's All-Conference Teams on Thursday.

Sophomore safety **Nicario Harper** headlines the Gamecocks' largest All-OVC class since 2017 as the league's Defensive Player of the Year. The Atlanta native is the Gamecocks' fourth OVC Defensive Player of the Year, joining **Devaunte Sigler** (2014) and **Darius Jackson** (2016 and 2017). He is the first JSU defensive back to win the award and the first from any school to win since 2007 (Eastern Kentucky's **Derrick Huff**).

The Gamecocks placed eight players on the All-OVC First Team: quarterback **Zion Webb**, tight end **Trae Barry**, offensive tackle **Tylan Grable**, offensive guard **Cam Hill**, defensive end **DJ Coleman**, outside linebacker **Jaylen Swain**, safety **Harper** and kickoff returner **Michael Pettway**. Eight more JSU players made the Second Team: running back **Josh Samuel**, wide receiver **Ahmad Edwards**, center **Zack Cangelosi**, defensive end **Umstead Sanders**, defensive lineman **Lemuel Gordon**, linebacker **Marshall Clark**, linebacker **Markail Benton** and cornerback **Jacquez Payton**.

Harper, **Swain** and **Samuel** were also named to the OVC's All-Newcomer Team.

Harper garnered the conference's top defensive honor after leading a Gamecock defense that set a school record by limiting nine-straight opponents to under 100 rushing yards (including holding nationally-ranked Murray State to just 26 yards in the regular season finale).

In the seven-game spring season he tallied 51 tackles (29 solo), had two interceptions and a trio of pass breakups. He had 28 additional tackles in four fall contests and a 64-yard fumble recovery for a touchdown against Mercer. In OVC play he ranks seventh in tackles per game (7.1) including having a season-best 13 against Tennessee Tech.

Jacksonville State's 2020-21 All-OVC Players

First Team Offense

Trae Barry - Tight End
Tylan Grable - Offensive Lineman
Cam Hill - Offensive Lineman
Zion Webb - Quarterback

First Team Defense

DJ Coleman - Defensive End
Nicario Harper - Safety
Jaylen Swain - Outside Linebacker

First Team Specialists

Michael Pettway - Kickoff Returner

Second Team Offense

Zack Cangelosi - Offensive Lineman
Ahmad Edwards - Wide Receiver
Josh Samuel - Running Back

Second Team Defense

Markail Benton - Linebacker
Marshall Clark - Linebacker
Lemuel Gordon - Defensive Tackle
Jacquez Payton - Cornerback
Umstead Sanders - Defensive End

Tale of the Tape: Here is a statistical comparison of both JSU and Davidson:

	Jax State	Davidson
Rushing Offense	193.5	293.8
Passing Offense	200.4	102.8
TOTAL OFFENSE	393.8	396.7
Rushing Defense	80.9	131.8
Passing Defense	195.5	224.7
TOTAL DEFENSE	276.4	356.5
Scoring Offense	27.8	28.2
Scoring Defense	17.7	24.2

Grass In Uncharted Fields

JSU head coach **John Grass** has found himself in a territory not many coaches have ever gone. His 66-20 record is the best start in JSU history by a head coach and one of the best starts to an FCS career by any coach.

Grass became the first coach in FCS history to go 16-0 in his first two years of conference play to start his coaching career and has improved that start to 47-7 in league play.

Grass: One Of Top Winning Percentages Among Active Division I Coaches (Min. 50 D-I games)

Coach, Current School	Seasons	Record	Pct.
Lincoln Riley, Oklahoma	4th	45-8	.849
Drew Cronin, Mercer	5th	52-12	.813
Dabo Swinney, Clemson	13th	140-33	.809
Nick Saban, Alabama	25th	256-65-1	.797
Lance Leipold, Buffalo	14th	146-39	.789
Kirby Smart, Georgia	5th	52-14	.788
Chris Klieman, Kansas State	8th	84-24	.778
Josh Heupel, Tennessee	3rd	28-8	.778
John Grass, Jacksonville State	7th	67-20	.770
Jimbo Fisher, Texas A&M	11th	109-33	.768
Brian Bohannon, Kennesaw State	6th	52-16	.765
Dale Lindsey, San Diego	6th	68-21	.764

Gamecocks Getting Offensive

Jacksonville State finished 2015 ranked fourth nationally in total offense after being ranked fourth in 2014. The Gamecocks put together another top-20 season in 2016 at 20th. JSU has had 600 yards of total offense nine times since John Grass took over as head coach, twice as many as it had in school history before the 2014 season. Here's a list of the Gamecocks 600-plus yards of total offense games in the school's Division I history:

Yards	Opponent	Date	Rush Yds/Pass Yds
1. 655	vs Austin Peay	Nov. 1, 2014	416 rush/239 pass
2. 654	vs. Mississippi Valley State	Sept. 8, 2018	366 rush/288 pass
3. 652	vs Murray State	Sept. 28, 2013	318 rush/334 pass
4. 646	vs Samford	Nov. 6, 2004	453 rush/193 pass
5. 640	vs Chattanooga	Dec. 5, 2015	432 rush/208 pass
6. 639	vs Sam Houston State	Dec. 19, 2015	360 rush/279 pass
7. 637	at Eastern Kentucky	Oct. 6, 2018	353 rush/284 pass
8. 630	vs West Alabama	Sept. 20, 2014	336 rush/294 pass
9. 628	at Murray State	Sept. 28, 2014	382 rush/246 pass
10. 619	at Tennessee Tech	Oct. 17, 2015	341 rush/278 pass
11. 617	vs Southeast Missouri	Nov. 14, 2015	399 rush/218 pass
12. 612	at Southeast Missouri	Nov. 22, 2014	372 rush/245 pass
13. 609	vs Eastern Kentucky	Nov. 5, 2011	309 rush/300 pass
14. 606	vs Nicholls State	Sept. 25, 1999	150 rush/456 pass

JSU vs. the OVC

Before joining the OVC prior to the 2003 season, Jacksonville State had faced only four teams from the Ohio Valley Conference. Jax State is **141-46-8** all-time versus teams from the Ohio Valley Conference. Since joining the OVC, the Gamecocks are **111-31** against the league. Below is a series breakdown against the OVC.

Team	Record
Austin Peay	20-8-3
Eastern Illinois	12-6
Eastern Kentucky	10-7
Murray State	17-2
SE Missouri State	19-6
Tennessee-Martin	34-8
Tennessee State	13-2
Tennessee Tech	17-7
TOTAL	140-46-8

Longest Plays Since Joining the Ohio Valley Conference in 2003

Rush: 87, Justice Owens
at Liberty (9/24/16)

Rush TD: 87, Justice Owens
at Liberty (9/24/16)

Pass: 88, Eli Jenkins to Markis Merrill
vs West Alabama (9/20/14)

Pass TD: 88, Eli Jenkins to Markis Merrill
vs West Alabama (9/20/14)

Punt Return: 88, Maurice Dupree
at Murray State (9/29/07)

Kick Return: 99, Gabriel Chambers
at Kentucky (10/22/11);

Maurice Dupree
vs Southeast Missouri (10/4/08)

Int. Return: 98, Pierre Warren
at Tennessee State (11/19/11)

Fumble Return: 75, Pierre Warren
vs Chattanooga (9/8/12)

Blocked FG Ret: 72, Andrew Ridgeway
vs Tenn State (11/15/08)

Punt: 86, Hamish MacInnes
at Tennessee Tech (10/26/13)

Field Goal: 52, Steven Lee
vs Murray State (10/4/03)

JSU POSTSEASON APPEARANCES

2021 (FCS Spring Playoffs - OVC Champions)

First Round at Jacksonville, Alabama

JSU vs. Davidson

2018 (FCS - OVC Champions)

First Round at Jacksonville, Alabama

JSU 34, East Tennessee State 27

Second Round at Orono, Maine

Maine 55, JSU 27

2017 (FCS - OVC Champions)

Second Round at Jacksonville, Alabama

Kennesaw State 17, JSU 7

2016 (FCS - OVC Champions)

Second Round at Jacksonville, Alabama

Youngstown State 40, JSU 24

2015 (FCS - OVC Champions)

Second Round at Jacksonville, Alabama

JSU 41, Chattanooga 35 - OT

Quarterfinals at Jacksonville, Alabama

JSU 58, Charleston Southern 38

Semifinals at Jacksonville, Alabama

JSU 62, Sam Houston State 10

National Championship at Frisco, Texas

North Dakota State 31, JSU 17

2014 (FCS - OVC Champions)

Second Round at Jacksonville, Alabama

Sam Houston State 37, JSU 26

2013 (FCS - At-Large)

First Round at Jacksonville, Alabama

JSU 55, Samford 14

Second Round at Lake Charles, La.

JSU 31, McNeese State 10

Quarterfinals at Cheney, Wash.

Eastern Washington 35, JSU 24

2010 (FCS - At-Large)

Second Round at Jacksonville, Alabama

Wofford 17, JSU 14

2004 (FCS - OVC Champions)

First Round at Greenville, SC

Furman 49, JSU 7

2003 (FCS - OVC Champions)

First Round at Bowling Green, Kentucky

Western Kentucky 45, JSU 7

1992 (Division II - GSC Champions)

First Round at Jacksonville, Alabama

JSU 41, Savannah State 16

Quarterfinals at Florence, Alabama

JSU 14, North Alabama 12

Semifinals at Jacksonville, Alabama

JSU 46, New Haven 35

National Championship in Florence, Alabama

JSU 17, Pittsburg State 13

1991 (Division II - GSC Champions)

First Round at Winston-Salem NC

JSU 49, Winston-Salem 24

Quarterfinals at Jacksonville, Alabama

JSU 35, Mississippi College 7

Semifinals at Jacksonville, Ala.

JSU 27, Indiana-Pennsylvania 20

National Championship at Florence, Alabama

Pittsburg State 23, JSU 6

1990 (Division II - At-Large)

First Round at Jacksonville, Alabama

JSU 38, North Alabama 14

Quarterfinals at Clinton, Mississippi

Mississippi College 14, JSU 7

1989 (Division II - GSC Champions)

First Round at Jacksonville, Alabama

JSU 33, Alabama A&M 9

Quarterfinals at Jacksonville, Alabama

JSU 21, North Dakota State 17

Semifinals at Jacksonville, Alabama

JSU 34, Angelo State 16

National Championship at Florence, Alabama

Mississippi College 3, JSU 0 (Title has since been vacated)

1988 (Division II - GSC Champions)

First Round at Jacksonville, Alabama

JSU 63, West Chester 24

Quarterfinals at Portland, Oregon

Portland State 20, JSU 13

1982 (Division II - GSC Champions)

First Round at Jacksonville, Alabama

JSU 34, Northeast Missouri State 21

Semifinals at San Marcos, Texas

Southwest Texas State 19, JSU 14

1981 (Division II - GSC Champions)

First Round at San Marcos, Texas

Southwest Texas State 38, JSU 22

1980 (Division II - At-Large)

First Round at San Luis Obispo, California

Cal Poly-SLO 15, JSU 0

1978 (Division II - GSC Champions)

First Round at Newark, Delaware

Delaware 42, JSU 27

1977 (Division II - GSC Champions)

First Round at Flagstaff, Arizona

JSU 35, Northern Arizona 0

Semifinals at Anniston, Alabama

(Grantland Rice Bowl)

JSU 31, North Dakota State 7

National Championship at Wichita Falls, Texas

Lehigh 33, JSU 0

JAX STATE IN THE NCAA PLAYOFFS

Overall Record: 21-18 (.538)

First Round Record: 9-5 (.643)

Second Round Record: 2-5 (.286)

Quarterfinal Round Record: 4-4 (.500)

Semi-final Round Record: 5-0 (1.000)

Finals Record: 1-4 (.200)

NCAA APPEARANCES: 1977, 1978, 1980, 1981, 1982, 1988, 1989, 1990, 1991, 1992, 2003, 2004, 2010, 2013, 2014, 2015, 2016, 2017, 2018, 2021 (Spring)

National Champions: 1992

NCAA Runner-up: 1977, 1989, 1991, 2015



JSU POSTSEASON INDIVIDUAL RECORDS

INDIVIDUAL GAME

Rushes:

25, Eli Jenkins vs #12 Youngstown State, 2016 Second Round

Yards Rushing:

250, Troymaine Pope vs #8 Charleston Southern, 2015 Second Round

Rushing Touchdowns

3, Eli Jenkins and Troymaine Pope vs #7 UTC, 2015 Second Round; Troymaine Pope vs #8 Charleston Southern, 2015 Quarterfinals; DaMarcus James vs #6 McNeese State, 2013 Second Round ; Sean Richardson vs New Haven, 1992 Semifinals

Pass Attempts:

44, Zerrick Cooper at Maine, 2018 2nd Round
44, Ed Lett vs Southwest Texas, 1981 First Round

Pass Completions:

22, Ed Lett vs Southwest Texas, 1981 First Round

Pass Interceptions:

3, Ed Lett vs Southwest Texas, 1982 Semifinals

Yards Passing:

365, Zerrick Cooper at Maine, 2018 2nd Round

Total Offense:

396, Zerrick Cooper at Maine, 2018 2nd Round

Pass Receptions:

8, Rusty Fuller Ed Lett vs Southwest Texas, 1981 First Round; Derrick Whitley vs Cal Poly-SLO, 1980 First Round

Yards Receiving:

132, Joe Hartsfield, Ed Lett vs Southwest Texas, 1982 Second Round

Longest Run for TD:

83, Eli Jenkins vs #8 Charleston Southern, 2015 Quarterfinals

Longest Pass Completion for TD:

90, Chuck Robinson to Danny Lee vs New Haven, 1992 Semifinals

Longest Punt:

68, Hamish MacInnes vs Samford, 2013 First Round

Longest Punt Return for TD:

82 yards, Danny Lee vs New Haven, 1992 Semifinals

Longest Pass Interception Return:

100 yards, Charles Harris vs Northeast Missouri State, 1982 First Round

Total Points Scored:

18, Shaq Davidson vs #21 ETSU, 2018; Eli Jenkins & Troymaine Pope vs #7 UTC, 2015 Second Round; Troymaine Pope vs #8 Charleston Southern, 2015 Quarterfinals; DaMarcus James vs #6 McNeese State, 2013 Second Round ; Sean Richardson vs New Haven, 1992 Semifinals

PAT's:

9, Ashley Kay vs West Chester, 1988 First Round

Field Goals:

3, Connor Rouleau vs Charleston Southern, 2015 Quarterfinals

Most Tackles

14, by Russell Green, at Western Kentucky, 2003 First Round

Most Sacks

3, by Robert Gray and Dustin Gayton, at McNeese State, 2013 Second Round

JSU NCAA PLAYOFF INDIVIDUAL SUPERLATIVES

Most Passing Yards

365, Zerrick Cooper at Maine, 2018 Second Round (19-44-1/2)
304, Ed Lett vs Southwest Texas, 1981 First Round (22-44-2/1)
247, Eli Jenkins vs Sam Houston State, 2015 Semifinals (17-23-0/2)
242, Ed Lett vs Southwest Texas, 1982 Semifinals (17-37-3/2)
226, Zerrick Cooper vs East Tenn State, 2018 First Round (20-32-2/3)

Most Rushing Yards

250, Troymaine Pope vs Charleston Southern, 2015 Quarterfinals (16 carries)
234, Troymaine Pope vs UTC, 2015 Second Round (17 carries)
195, Eli Jenkins vs Charleston Southern, 2015 Quarterfinals (21 carries)
195, Eli Jenkins vs UTC, 2015 Second Round (24 carries)
189, Eli Jenkins vs Youngstown State, 2016 Second Round (25 carries)
181, Troymaine Pope vs Sam Houston State, 2015 Semifinals (21 carries)
143, Terrence Bowens vs North Alabama, 1990 First Round (21 carries)
133, Pat Clements vs Lehigh, 1977 National Championship (16 carries)
127, DaMarcus James at McNeese State, 2013 Second Round (24 carries)
124, DaMarcus James vs Samford, 2013 First Round (22 carries)
121, Jaelen Greene vs East Tenn State, 2018 First Round (15 carries)
119, Danny Lee vs New Haven, 1992 Semifinals (10 carries)
116, Oscar Bonds vs Furman, 2004 First Round
115, Eli Jenkins vs Samford, 2013 First Round (12 carries)
111, Josh Clemons vs Youngstown State, 2016 Second Round (20 carries)
108, by Brian Stevenson vs West Chester, 1988 First Round
106, Pat Clements at Northern Arizona, 1977 first round
105, Ralph Johnson vs West Chester, 1988 First Round
102, Shawn Johnson vs West Chester, 1988 First Round
101, Pat Clements vs North Dakota State, 1977 Semifinals (22 carries)

Most Receiving Yards

132, Joe Hartsfield vs Southwest Texas, 1982 Second Round (6 rec.)
132, Rusty Fuller vs Southwest Texas, 1981 First Round
125, Jamari Hester at Maine, 2018 Second Round (4 rec.)
121, Josh Barge vs Sam Houston State, 2015 Semifinals (6 rec.)
101, Ruben Gonzalez vs Chattanooga, 2015 Second Round (5 rec.)
92, Donald Young vs North Dakota State, 1977 Semifinals (5 rec.)

Most Pass Receptions

8, Rusty Fuller vs Southwest Texas, 1981 First Round
8, by Derrick Whitley vs Cal Poly-SLO, 1980 First Round

Rushing Attempts

25 carries, Eli Jenkins vs Youngstown State, 2016 Second Round
24 carries, Eli Jenkins vs Chattanooga, 2015 Second Round
22 carries, DaMarcus James vs Samford, 2013 First Round
22 carries, Pat Clements vs North Dakota State, 1977 Semifinals
21 carries, Eli Jenkins vs Charleston Southern, 2015 Quarterfinals
21 carries, Terrence Bowens vs North Alabama, 1990 First Round
21 carries, Troymaine Pope vs Sam Houston State, 2015 Semifinals



JSU POSTSEASON TEAM RECORDS

TEAM OFFENSE

Rushing Attempts:

65, vs West Chester, 1988 First Round

Most Yards Rushing:

566, vs West Chester, 1988 First Round

Least Yards Rushing:

-61 vs Southwest Texas State, 1981 First Round

Most Pass Attempts:

49 vs Southwest Texas State, 1981 First Round

Most Pass Completions:

24 vs Southwest Texas State, 1981 First Round

Pass Interceptions:

3 vs Southwest Texas State, 1982 First Round

Most Yards Passing:

391 vs Southwest Texas State, 1981 First Round

Best Completion Percentage:

100.0 (4-for-4) vs West Chester, 1988 First Round

Least Yards Passing:

18, vs North Alabama, 1992 Second Round

Most Total Yards:

661, vs West Chester, 1988 First Round

640, vs Chattanooga, 2015 Second Round

639, vs Sam Houston State, 2015 Semifinals

Least Total Yards:

166, vs Mississippi College, 1989 National Championship

Most First Downs:

28 vs Chattanooga, 2015 Second Round

Least First Downs:

8, vs Mississippi College, 1989 National Championship

Most Points Scored:

63, vs West Chester, 1988 First Round

62, vs Sam Houston State, 2015 Semifinals

58, vs Charleston Southern, 2015 Quarterfinals

Least Points Scored:

0, 1977 National Championship; 1980 First Round; 1989 National Championship

TEAM DEFENSE

Least Yards Allowed Rushing:

46, McNeese State, 2013 Second Round

93, Samford, 2013 First Round

95, North Alabama, 1990 First Round

Most Yards Allowed Rushing:

268, at Maine, 2018 Second Round

266, at Winston-Salem, 1991 First Round

250, vs Charleston Southern, 2015 Quarterfinals

Least Yards Allowed Passing:

21 vs North Alabama, 1992 Second Round

Most Yards Allowed Passing:

375, vs Portland State, 1988 First Round

Least Total Yards Allowed:

201, vs Samford, 2013 First Round

229, vs Mississippi College, 1989 National Championship

Most Total Yards Allowed:

520, Youngstown State, 2016 Second Round

Least Points Allowed:

0, Northern Arizona, 1977 First Round

Most Points Allowed:

55, at Maine, 2018 Second Round

49, at Furman, 2004 First Round

Least First Downs Allowed:

8, vs Mississippi College, 1989 National Championship

Most First Downs Allowed:

27, at Furman, 2004 First Round

Most Interceptions:

4, vs Alabama A&M, 1989 First Round

Most Fumbles Recovered:

3, vs Samford, 2013 First Round

3, vs Sam Houston State, 2015 Semifinals

Most Punts Blocked:


2, vs Northeast Missouri State, 1982 First Round

Most Sacks:

11, at McNeese State, 2013 NCAA Second Round



2020-21 NCAA Division I Football Championship



All games are on the ESPN App



* Host Institution

All times are Eastern time. Information subject to change.

© 2021 National Collegiate Athletic Association. No commercial use without the NCAA's written permission.



Don't Bet On It.



JSU vs. RANKED FCS FOES

Since joining Division I in 1995, JSU is 35-44 vs. ranked FCS foes and 16-7 under John Grass.

Year	Opponent	Result
1995	#4 Troy State	L, 35-7
1996	#9 SF Austin	L, 42-10
1996	#4 Troy State	L, 31-21
1996	#7 at SW Mo. St.	L, 34-9
1997	at #2 Troy State	L, 49-0
1997	#11 McNeese St.	L, 27-6
1997	at #13 SF Austin	L, 41-15
1997	#15 Nicholls State	L, 16-14
1997	#24 SW Missouri	L, 47-42
1998	at #1 McNeese St.	L, 30-14
1998	#3 Ga. Southern	L, 51-32
1998	#9 NW State	L, 53-36
1998	#14 Troy State	L, 31-7
1999	#3 Ga. Southern	L, 51-14
1999	at #22 SF Austin	L, 33-16
1999	at #6 Troy State	L, 35-16
2000	at #22 McNeese	L, 28-0
2000	#10 NW State	W, 28-24
2000	#3 Troy State	L, 28-0
2001	at #23 SF Austin	L, 44-37
2001	#21 SW Texas	W, 38-17
2001	at #15 NW State	L, 42-17
2001	at #18 Sam Houston	L, 55-30
2001	#11 McNeese State	L, 31-21
2002	#2 McNeese State	L, 28-22
2002	#3 Northwestern State	W, 19-10
2002	#4 Georgia Southern	L, 41-3
2003	at #8 Western Kentucky	L, 45-7
2004	at #2 Furman	L, 49-7
2005	#2 Furman	L, 37-35
2005	#22 Eastern Illinois	L, 10-6
2006	at #5 Furman	L, 17-13
2006	at #17 Eastern Illinois	L, 28-24
2007	#25 Eastern Illinois	L, 36-23
2008	at #16 Eastern Illinois	W, 23-10
2008	#15 Tennessee State	W, 26-21
2009	#24 Eastern Illinois	L, 28-20
2010	#7 Southeast Missouri	W, 29-27
2010	#6 Wofford	L, 17-14
2011	at #23 Chattanooga	L, 38-17
2011	#19 Tennessee Tech	L, 22-14
2012	at #21 Eastern Ky	L, 51-21
2012	#17 Tennessee State	W, 31-28
2013	at #22 UT Martin	W, 41-27
2013	#23 Tennessee State	L, 31-15
2013	at #2 Eastern Illinois	L, 52-14
2013	#16 Samford	W, 55-14
2013	at #6 McNeese State	W, 31-10
2013	at #2 Eastern Washington	L, 37-24
2014	at #13 Chattanooga	ot-W, 26-23
2014	at #25 Tennessee State	W, 27-20
2014	at #15 Eastern Kentucky	W, 20-6
2014	#19 Sam Houston State	L, 37-26
2015	at #8 Chattanooga	W, 23-20
2015	#13 Eastern Kentucky	W, 34-0
2015	#7 Chattanooga	W, 41-35-OT
2015	#7 Charleston Southern	W, 58-38
2015	#6 Sam Houston State	W, 62-10
2015	vs #2 North Dakota (Frisco)	L, 37-10
2016	#17 Coastal Carolina	W, 27-26
2016	#22 Eastern Illinois	W, 47-14
2016	#12 Youngstown State	L, 40-24
2017	#12 Chattanooga	W, 27-13
2017	#16 Liberty	W, 31-10
2017	#16 Kennesaw State	L, 17-7
2018	#14 North Carolina A&T	L, 20-17
2018	at #2 Kennesaw State	L, 60-52 - 5OT
2018	#21 East Tennessee State	W, 34-27
2018	#12 Maine	L, 55-27
2019	#4 Eastern Washington	W, 49-45
2020	#23 Tennessee Tech	W, 27-10
2020	at #16 Murray State	W, 28-14

JSU Wins Ninth OVC Title and 24th Conference Championship

With its win over Murray State on April 11, Jacksonville State won its 24th conference football championship in school history and the ninth OVC title. JSU also won the OVC title in 2003, 2004, 2011, 2014, 2015, 2016, 2017 and 2018. JSU is also making its 20th NCAA Playoff Appearance, which will also mark the school's 10th appearance in the postseason since the Gamecocks joined the OVC in 2003. JSU has an all-time record of 21-18 in 39 NCAA playoff games.

JSU Limiting Big Plays

So far in the 2020-21 season, the Jacksonville State defense has limited big plays by its opponents. During the Gamecocks' last 10 games, they have only allowed 20 plays of 20 yards or longer in 643 total snaps by opposing offenses. JSU opponents have just two rushes of 20 yards or more in the past 10 games, despite attempting 295 rushes during that stretch.

Holding Them Under 100

Opposing offenses have had a hard time running the ball against the Gamecocks defense the last several seasons. So far in 2020, the Gamecocks have held nine of their foes under 100 yards on the ground, passing the 2017 and 2016 teams (eight each) for the most in a single season in school history. **Twenty-three of JSU's last 40 regular-season opponents have failed to reach the 100-yard mark, with 13 of those gaining less than 50 yards on the ground.**

Gamecocks Making 20th NCAA Playoff Appearance

In 2018, Jacksonville State made its 19th NCAA playoff appearance, its sixth in a row and its ninth since 2003. The Gamecocks have earned the Ohio Valley Conference's automatic bid by clinching the regular-season title in 2003, 2004, 2014, 2015, 2016, 2017 and 2018. In 2016, the Gamecocks earned the No. 3 overall national seed to earn a first-round bye for the fourth time since 2010. JSU has an all-time record of 21-18 in 39 NCAA playoff games. JSU is 6-9 in 15 FCS playoff games, claiming two wins in 2013 when the team advanced to the FCS quarterfinals and was 3-1 in the 2015 postseason, advancing to the National Championship Game. The appearance in 2018 broke the school record for consecutive years in the postseason (five from 1988-92).

2021 Schedule Released

The Gamecocks recently released its 2021 schedule, which will be their first in the post-OVC era. The Gamecocks will be in a transition phase to the ASUN Conference and will play the 2021 season as part of the AQ7, joining forces with two other future ASUN members - Eastern Kentucky and Central Arkansas, as well as four future WAC schools - Lamar, Stephen F Austin, Sam Houston and Abilene Christian, to play for the automatic qualifier to the FCS Playoffs.

JSU will open in Montgomery against UAB on Sept. 1 in a nationally televised game before a return trip to Florida State in Week Two. The Gamecocks will play five of their final nine games at home.

2021 JSU Football Schedule

Sept. 1 - vs UAB (Montgomery)
 Sept. 11 - at Florida State
 Sept. 18 - North Alabama - 6 p.m.
 Sept. 25 - UT Martin - 3 p.m.
 Oct. 2 - at Kennesaw State
 Oct. 9 - *Stephen F. Austin (Homecoming) - 3 p.m.
 Oct. 23 - *at Sam Houston State
 Oct. 30 - *Central Arkansas - 1 p.m.
 Nov. 6 - *Abilene Christian - 1 p.m.
 Nov. 13 - *at Lamar
 Nov. 20 - *at Eastern Kentucky

JSU Plays 400th game at the Snow

The Gamecocks' 21-3 win over Southeast Missouri on March 21 was the 400th Jacksonville State football game played at Burgess-Snow Field at JSU Stadium. Since the Gamecocks' home stadium opened in 1946, JSU is an impressive 289-103-8 (.733) in the venue.

Barry Among Top TE Receiving Leaders

Senior tight end **Trae Barry** reached the 1,000-yard mark for his career in a JSU uniform in his junior season and continues to climb JSU's career receiving list. The Summerdale, Ala., native has 1,536 receiving yards in his JSU career, passing **Rusty Fuller**'s previous school record of 1,500 receiving yards by a tight end.

Below is a list of the most receiving yards in a career by a tight end:

Player (Years)	Career Yds
1. Trae Barry (2017-A)	1,536
2. Rusty Fuller (1980-83)	1,500
3. Butch Barker (1975-78)	1,180

JSU Among FCS Leaders in Fumble Recoveries

The Gamecock defense has recovered eight fumbles so far in the 2020-21 season, the most by an OVC school and the fifth-most in the nation.

SEMO Offense Stalls vs JSU

In the Gamecocks' 21-3 win over Southeast Missouri on March 21, the Redhawks mustered just 144 yards of total offense on 63 snaps. The 144 yards is tied for the eighth-fewest yards against a JSU defense in the Gamecocks' history and the fewest by a JSU foe since Mississippi Valley State had just 133 on Sept. 8, 2018. It was also the first time an opposing offense failed to reach the endzone since the MVSU game in 2018.

Samuel & West Are Top FCS RB Duo

Jacksonville State running backs **Josh Samuel** and **Uriah West** have been one of the top running back duos in FCS this season. So far, **Samuel** is ranked sixth nationally with 707 yards, while **West** is 13th with 603 yards, making them the top rushing duo in the nation in terms of total yards.

Sanders With the Block

Umstead Sanders came through with a key field goal block for JSU in the third quarter of the Gamecocks' win over Tennessee Tech on Feb. 18. It was the first blocked field goal by a JSU player since **Connor Christian** against East Tennessee State on Nov. 24, 2018.

West Gets 100, Again

Junior running back **Uriah West** now has two 100-yard rushing games in his 23-game career and both came in back-to-back games. The native of Douglasville, Ga., had 116 at Florida International in the final game of the fall and then ran for 106 against Tennessee Tech in the Spring opener. He is the first Gamecock with back-to-back 100-yard rushing games since **Roc Thomas** had 102 at Tennessee Tech and then 135 at Austin Peay in 2017.

Gamecock Football on the Airwaves

The anchor of the Gamecock Football Network is the JSU campus station WLJS-FM 91.9 and can reach a worldwide audience on the Internet at www.JSUGamecockSports.com. Radio veteran **Mike Parris** is in his 38th season calling play-by-play and former All-American and JSU Athletics Hall of Fame defensive back **Eric Mims** is in his first season providing color.

JSU Network Affiliates

WLJS-FM 91.9 (Jacksonville State University)
WKXX-FM 102.9 (Gadsden/Boaz/Albertville/Huntsville)
WVOK-FM 97.9 (Oxford/Anniston/Talladega)
WRBZ-FM 95.5 (Montgomery)
WFAZ-FM 90.9 (Goodwater)
WJHO-FM 89.7 (Alexander City)

Gamecocks Play 11 Games in 2020-21 Season

Jacksonville State was one of 17 FCS programs that opted to play nonconference games in the fall and have played a total of 11 games between four in the fall and seven this spring. That is the second-most games of all FCS behind The Citadel, who played four in the fall and have eight scheduled this spring.

Gamecocks Joining ASUN After This Season

The 2021 spring season will be JSU's final in the Ohio Valley Conference after JSU announced in January that it will join the ASUN Conference effective July 1, 2021.

The move will include membership in the newly formed ASUN Football League, which will feature a foundation of JSU, Eastern Kentucky, Central Arkansas, North Alabama and Kennesaw State.

FIU Can't Move The Chains Against JSU

In Jacksonville State's 19-10 win over Florida International on Oct. 23, the Gamecocks limited the Panthers to just six first downs. It was the first time a JSU opponent failed to gain 10 first downs in a game since Eastern Kentucky had eight on Oct. 6, 2018 and the fewest by a JSU opponent since ECU gained six on Sept. 30, 2006.

Pair of 100-Yard Rushers at FIU

In Jacksonville State's 19-10 win over Florida International on Oct. 23, two Gamecocks ran for over 100 yards. **Josh Samuel's** 163 yards were the most by a Gamecock since **Troymaine Pope's** 181 against Sam Houston State on Dec. 19, 2015, and **Uriah West** added 116 yards, himself. It was the first time JSU 's had a 100-yard rusher in 17 games (**Jalen Greene's** 121 yards vs. East Tennessee State on Nov. 24, 2018) and the first time that two Gamecocks have run for 100 yards in a game since Nov. 16, 2017 against Tennessee State (**Bryant Horn**, 148 & **Roc Thomas**, 105).

Webb Takes Over vs FIU

When starting quarterback **Zerrick Cooper** went down with a leg injury early in the Gamecocks' Oct. 23 game at Florida International, junior **Zion Webb** stepped in a led the Gamecocks to a 19-10 win, the first JSU win over an FBS school since 2013. **Webb** was 12-for-17 for 103 passing yards and ran for another 15 yards in leading JSU to the win.

JSU IN THE OVC/NCAA TEAM STATS

(Through Regular Season)

OVC NCAA

3rd Down Efficiency (.438)	125
3rd Down Eff. Defense (.302)	211
4th Down Efficiency (.400)	660
4th Down Eff. Defense (.429)	434
Blocked Kicks (2)	415
Blocked Punts (1)	39
Completion Pct. (.607)	129
Defensive TDs (3)	23
Fewest Penalties Per Game (7.91)	885
Fewest Penalty Yds Per Game (64.36)	777
1st Downs (222)	11
1st Downs Def. (192)	891
Fumbles Lost (9)	995
Fumbles Recovered (8)	15
Kickoff Return Defense (21.07)	662
Kickoff Returns (17.35)	564
Net Punting (36.70)	337
Passes Had Intercepted (8)	477
Passes Intercepted (10)	24
Passing Offense (200.4)	450
Passing Yards Allowed (195.5)	546
Punt Return Defense (8.54)	661
Punt Returns (-0.10)	993
Red Zone Defense (0.722)	218
Red Zone Offense (.857)	130
Rushing Defense (81.0)	111
Rushing Offense (193.5)	119
Sacks Allowed (1.09)	213
Scoring Defense (17.7)	116
Scoring Offense (27.8)	228
Tackles for Loss Allowed (5.36)	229
Team Pass Eff. (137.40)	228
Team Pass Eff. Def (106.31)	213
Team Sacks (2.36)	239
Team Tackles for loss (6.3)	453
Time of Poss (31:00)	331
Total Defense (276.5)	113
Total Offense (393.8)	129
Turnover Margin (0.09)	443
Turnovers Gained (18)	14
Turnovers Lost (17)	890
Winning Percentage (.818)	113



The Last Time JSU had an Overall Record of...

0-1	2020	5-0	2010
0-2	2009	5-1	2020
0-3	2005	5-2	2019
0-4	1996	5-3	2019
0-5	1996	5-4	2012
0-6	1939	5-5	2002
0-7	1939	5-6	2002
0-8	1931		
0-9	1931	6-0	2010
0-10	never	6-1	2020
		6-2	2018
1-0	2017	6-3	2019
1-1	2020	6-4	2019
1-2	2012	6-5	2019
1-3	2007	6-6	2019
1-4	2005		
1-5	1999	7-0	2010
1-6	1999	7-1	2020
1-7	1999	7-2	2020
1-8	1999	7-3	2009
1-9	1999	7-4	2011
1-10	1999		
		8-0	2010
2-0	2013	8-1	2017
2-1	2020	8-2	2020
2-2	2012	8-3	2018
2-3	2007	8-4	2003
2-4	2005		
2-5	2000	9-0	1991
2-6	1952	9-1	2017
		9-2	2020
3-0	2013	9-3	2018
3-1	2020	9-4	2018
3-2	2019		
3-3	2012	10-0	1991
3-4	2006	10-1	2017
3-5	2000	10-2	2017
3-6	1993	10-3	2013
3-7	1993		
		11-0	1991
4-0	2013	11-1	2015
4-1	2020	11-2	1977
4-2	2019	11-3	2013
4-3	2012	11-4	2013
4-4	2006		
4-5	2002	12-0	1991
4-6	2000	12-1	2015
4-7	1994		
		13-0	1989
		13-1	2015
		13-2	2015

Cooper Chasing

Career Passing Yds & Passing TDs Records

Senior **Zerrick Cooper** is climbing both the career passing yards and passing touchdowns list for JSU in his third season with the Gamecocks. He has tied Ed Lett for the school's career touchdown passes mark and needs just 161 yards to pass Eli Jenkins as the school's all-time leading passer. Below is where the Jonesboro, Ga., native ranks in each category:

Career Passing Yards

1.	Eli Jenkins (2013-16)	7,652
2.	Zerrick Cooper (2018-A)	7,491
3.	Ed Lett (1979-82)	7,145
4.	Montressa Kirby (1995-98)	6,587
5.	Reggie Stancil (1999-02)	5,182

Career Passing Touchdowns

t1.	Ed Lett (1979-82)	61
t1.	Zerrick Cooper (2018-A)	61
3.	Eli Jenkins (2013-16)	47
4.	Montressa Kirby (1995-98)	43
5.	Ryan Perrilloux (2008-09)	42

Pearson Wins Super Bowl With Bucs

Former Jacksonville State All-America wide receiver **Josh Pearson** spent the entire 2020 season with the Tampa Bay Buccaneers and was on the sideline for their Super Bowl win over the Chiefs. **Pearson** served most of the season on the Bucs practice squad but was on their travel party for the season and becomes JSU's first Super Bowl champion since quarterback **Ryan Perrilloux** was a member of the Giants' 2012 team.

Cooper Climbing JSU's Total Offense List

Senior quarterback **Zerrick Cooper** has now gained 8,260 yards of total offense in his JSU career, second all-time and just the ninth player in school history to reach the 5,000-yard mark, fifth to record 6,000, third to gain 7,000 and second to get 8,000. Below is the Top 10 in JSU history in Total Offense:

JSU Career Total Offense Leaders

1.	Eli Jenkins (2013-16)	11,448
2.	Zerrick Cooper (2018-A)	8,260
3.	Montressa Kirby (1995-98)	7,688
4.	Ed Lett (1979-82)	6,774
5.	Reggie Stancil (1999-02)	6,276
6.	Ryan Perrilloux (2008-09)	5,479
7.	David Gullede (1987-90)	5,339
8.	Maurice Mullins (2002-05)	5,138
9.	Marques Ivory (2008-12)	5,084
10.	David Coffey (1983-86)	4,920

Grass The Fastest To 60 Wins

With the Gamecocks' 24-17 win over North Alabama on Oct. 17, 2020, head coach **John Grass** earned his 60th win in just 79 games on the JSU sideline. In his seventh season at the helm of the Gamecocks, **Grass**, who now has 67 wins, became the fastest coach to reach 60 wins in school history and is only the fifth coach in JSU history to win 50 games and only the fourth to reach the 60 wins mark, joining **Don Salls** (95), **Jack Crowe** (87) and **Bill Burgess** (84).

JSU Limits Big Plays by UNA

In the Gamecocks' 24-17 win over North Alabama on Oct. 17, the JSU defense only allowed one play of over 20 yards in the game, a 24-yard pass on third and long in the second quarter. JSU held the Lions to 276 yards of total offense in the win.

JSU Protects the Ball vs Lions, Panthers

In the Gamecocks' 24-17 win at North Alabama on Oct. 17, Jacksonville State didn't commit a turnover. It was the first time that JSU didn't turn the ball over in a game since its last game against UNA on Sept. 21, 2019.

The very next week at FIU, JSU once again failed to commit a turnover, making it back-to-back games without turning the ball over for the JSU offense.

Third Time is a charm for JSU at FIU

When the Gamecocks and Panthers kicked off on Oct. 23 in Miami, it started a game that has been difficult to schedule due to the COVID-19 pandemic. JSU and FIU were scheduled to open the season on Sept. 3 before having to move that date back to mid-September due to the pandemic. Rising cases across the country forced the game to be moved again to the Oct. 23 date.

Coop Closing In On OVC Total Offense List

Senior quarterback **Zerrick Cooper** has moved into the Ohio Valley Conference's Top 10 in Career Total Offense yards. He currently has 8,210 yards in his JSU career, passing Eastern Illinois' **Tony Romo** (8,059 yards from 1999-02) for 10th place on that list. Here is the OVC's Total Offense Top 10:

YEARS	PLAYER	YARDS
2010-13	Jimmy Garoppolo (Eastern Ill)	13,089
2013-16	Eli Jenkins (Jacksonville St)	11,448
2012-16	K.D. Humphries (Murray St)	10,742
2009-12	Casey Brockman (Murray St)	10,502
1986-89	Michael Proctor (Murray St)	9,886
2011-14	Michael German (Tennessee St)	8,752
1987-90	Chris Swartz (Morehead St)	8,648
2009-12	Derek Carr (UT Martin)	8,484
2009-12	T.J. Pryor (Eastern Ky)	8,341
2018-A	Zerrick Cooper (Jacksonville St)	8,260

Big 2nd Quarter Propels JSU Past Mercer

The second quarter played a huge part in Jacksonville State's 34-28 win over Mercer on Oct. 10. JSU scored 24 points in that quarter, the most in one quarter since scoring 24 in the second quarter against Sam Houston State on Dec. 19, 2015 in the semifinals of the FCS Playoffs. The Gamecocks won that game, 62-10.

Cooper Finding His Target

Through four games in 2020, senior quarterback **Zerrick Cooper** completed 54 of his 81 pass attempts for a .667 completion percentage. That mark is the best among all FCS quarterbacks and 19th among Division I signal callers.

Zerrick Finding the End Zone With His Legs

Even though **Zerrick Cooper** has thrown one touchdown pass in the 2020 season, the senior from Jonesboro, Ga., has found another way to put points on the board – with his legs. **Cooper** had five rushing touchdowns through the first three games of 2020, most in the FCS and tied for 13th among all Division-I players.

Karajic Among FCS Leaders in FG per game

True freshman kicker **Alen Karajic**'s JSU career has gotten off to a solid start in 2020. The Ooltewah, Tenn., native is 36-for-38 on PAT tries and 14-for-19 on field goal attempts. He leads the team in scoring with 74 points and has made 1.27 field goals per game so far in 2020, which is third the OVC and is 20th in the FCS.

Scoop-And-Score JSU's First Since 2013

When redshirt sophomore **Nicario Harper** picked up a Mercer fumble and returned it 64 yards for a touchdown on Oct. 10, it was Jacksonville State's first fumble return for a score since **Rob Gray**'s one-yard return against Samford on Nov. 30, 2013 in the first round of the FCS Playoffs. **Harper**'s 64-yard return was also the fifth-longest in school history.

First Time Starters

Seven Gamecocks made their first career start in the season opener at Florida State, four on offense and three on defense: OL **Zack Cangelosi**, WR **Quan Charleston**, WR **Dave Russell III**, RB **Uriah West**, NICKEL **Kolbi Fuqua**, DE **Umstead Sanders** and SAF **Nicario Harper**.

In the home opener vs. Mercer, six more players earned his first career start, two on offense and four on defense: WR **Logan McVay**, RB **Josh Samuel**, SAF **Hudson Petty**, DL **Lemuel Gordon**, DL **Robert Johnson**, LB **Laletia Hale**.

Against North Alabama, four players earned their first career start, three on offense and one on defense: OL **Tylan Grable**, WR **Jayson Jones**, WR **Jared Scott**

and DL **Ricky Samuel**.

At FIU, two players made their first career start: offensive lineman **Josh Wegener** and defensive end **Chris Hardie**.

In the spring opener vs. Tennessee Tech, freshman cornerback **Jamari Jemison** and redshirt junior quarterback **Zion Webb** made their first start.

At Tennessee State on March 7, freshman tight end **Braydon Hill**, freshman wide receiver **Mike Pettway** and sophomore defensive lineman **Anthony Nesby** each made their first start.

At UT Martin, freshman tight end **Jacob Jenkins** earned his first start.

Against SEMO, junior linebacker **Markail Benton** and junior Nickel **Stevonte Tullis** made their first career starts.

JSU didn't have a first-time starter against Austin Peay, but **Drew Tejchman** made his first start at safety at Eastern Illinois.

JSU Defense Scoring Points

Jacksonville State's defense scored a touchdown in each of the team's first two games of 2020, a 13-yard Kolbi Fuqua interception return at Florida State and a 64-yard Nicario Harper fumble return against Mercer. It's the first time that the JSU defense has scored in back-to-back games since Nov. 3, 2018 vs UT Martin (**Quan Stoudemire**'s 10-yard interception return) and Nov. 10, 2018 vs Tennessee State (**Jalen Choice**'s 54-yard interception return). JSU's two defensive scores are two behind Central Arkansas and Murray State for the FCS lead in 2020.

1st Trip to Braly Since '92 Title Game

When the Gamecocks took down North Alabama 24-17 at Braly Stadium on Oct. 17, it was their first time in the historic stadium since Dec. 12, 1992, when JSU defeated Pittsburg State, 17-13, in the 1992 NCAA Division II National Championship Game. **Bill Burgess**' Gamecocks won the school's first football national title after falling in the title game to Pittsburg State in 1991, also in Florence.

JSU at FSU Happened Sooner Than Planned

The Gamecocks and Seminoles were planning on squaring off on the gridiron for the third time, but they weren't planning to play this soon. The two have a game scheduled at Doak Campbell Stadium on Sept. 11, 2021, that was announced in February. After COVID-19 altered the 2020 schedules, the two schools agreed to another game this season. JSU was FSU's lone non-conference game in its 11-game 2020 schedule, while FSU was the Gamecocks' opener in their four-game fall slate. The meeting in 2021 will still be played.

Current Gamecocks that have claimed OVC Player of the Week Honors:

2018

Sept. 2	Zerrick Cooper	Newcomer
Sept. 30	Zerrick Cooper	Offensive
	Zerrick Cooper	Newcomer
Oct. 28	Zerrick Cooper	Newcomer
Nov. 18	Zerrick Cooper	Offensive
	Zerrick Cooper	Newcomer

2019

Sept. 8	Zerrick Cooper	Offensive
Sept. 15	Zerrick Cooper	Offensive
Oct. 6	Zerrick Cooper	Offensive

2020 (Spring)

March 1	Nicario Harper	Defensive
March 8	Zion Webb	Offensive
April 6	Zion Webb	Offensive
April 13	Zion Webb	Offensive
	Nicario Harper	Newcomer

NATIONAL PLAYERS OF THE WEEK

Oct. 1, 2018 - STATS

Zerrick Cooper, Offensive Hon. Mention

Oct. 8, 2018 - STATS

Zion Webb, Freshman Hon. Mention

Sept. 7, 2019 - College FB Performance Awards

Zerrick Cooper, Hon. Mention

Oct. 26, 2020 - STATS

Josh Samuel, National POTW

JSU Career Games-Starts

Player	GP-GS
Marco Baker	7-0
Trae Barry	37-18
Markail Benton	11-4
Trey Brown	14-0
Zack Cangelosi	14-11
Quan Charleston	25-4
Marshall Clark	27-13
DJ Coleman	34-22
Zerrick Cooper	29-29
Jack Dawson	7-6
Jacob Dennison	2-0
Diceson Duck	1-0
Ahmad Edwards	23-7
Malik Feaster	30-16
Kolbi Fuqua	7-7
Lemuel Gordon	10-8
Tylan Grable	23-8
AC Graham	4-0
Yul Gowdy	30-28
Laletia Hale	10-1
Jackson Hall	1-0
Chris Hardie	11-1
Nicario Harper	11-10
Jeremiah Harris	32-8
Braydon Hill	11-3
Cam Hill	25-16
Kyle Holt	14-2
Nahum Horton	16-0
Pat Jackson	10-0
Jamari Jemison	4-2
Jacob Jenkins	9-1
Robert Johnson	10-4
Jayson Jones	7-1
Alen Karajic	11-11
Craig Kinsey	1-0
Jackson Luttrell	20-3
Logan McVay	36-6
PJ Mixon	16-15
Isaiah Montgomery	4-0
Cade Nayadley	4-0
Anthony Nesby	18-4
Jacquez Payton	35-25
Jasper Peacock	1-0
Thomas Peterson	11-11
Michael Pettway	7-2
Hudson Petty	10-1
Cole Porch	1-0
Jamias Presley	22-0
Demarco Price	4-0
Dave Russell III	23-10
Josh Samuel	11-6
Ricky Samuel	6-1
Umstead Sanders	11-11
Ye'Majesty Sanders	24-18
Jared Scott	11-1
Michael Shaddix	33-22
Tyrese Slocum	33-8
George Steele	25-6
Jaylen Swain	11-0
Bryce Troutt	6-0
Drew Tejchman	7-1
Stevonte Tullis	33-4
Zion Webb	26-7
Josh Wegener	11-8
Tristan Wells	11-0
Dacorrion West	19-4
Uriah West	29-6

OVC Spring Schedule

On August 14, the Ohio Valley Conference announced the fall competition and championships in the sports of football, men's and women's cross country, women's soccer and women's volleyball is postponed due to the concerns and uncertainty surrounding the COVID-19 pandemic.

The decision also included the fall competitive schedules for men's and women's golf and men's and women's tennis as well as the non-traditional competition seasons for baseball and softball.

The league did decide to allow its football programs to play up to four non-conference games in the fall, with JSU, Eastern Kentucky, Austin Peay and Southeast Missouri being the only of the nine football-playing schools opting to play in the fall. ECU opted out of the spring slate in order to play a full schedule of non-conference games in the fall.

Late Season Opener

Jacksonville State started its football season in October for the first time since 1926 after the COVID-19 Pandemic altered the 2020 season for the entire country. JSU was scheduled to open on Sept. 3 at Florida International, a game that has been rescheduled for Oct. 23 in Miami. The Gamecocks also rescheduled a Sept. 12 game at North Alabama for Oct. 17 and picked up games with Florida State and Mercer.

Three Former Gamecocks On NFL Rosters

SAF **Siran Neal** (Bills) made his NFL teams' 53-man opening day roster, while WR **Josh Pearson** (Bucs) was elevated to the active roster for Week Four. RB **Troymaine Pope** (Chargers) also saw action.

Cooper Chases Own TD Passes Record

Quarterback **Zerrick Cooper** threw 32 touchdown passes in 2018, breaking the school's single-season touchdown passes record, and he chased that record in 2019. Below are the top single-season performances in school history.

JSU Single-Season TD Pass Leaders

1. Zerrick Cooper, 2018	32
2. Zerrick Cooper, 2019	28
3. Ryan Perrilloux, 2009	23
4. Ed Lett, 1982	22
5. Eli Jenkins, 2015	21

Home Field Streak Snapped

Jacksonville State had won 32-straight regular season games at Burgess-Snow Field before falling to Southeast Missouri on Oct. 19, 2019. It was JSU's first home loss in the regular season since a Oct. 12, 2013 loss to #23 Tennessee State.

Record-breaking GPA

Even though COVID-19 pushed the Gamecocks off of the playing field and out of the classroom during the spring of 2020, it didn't push them from focusing on their academic work. JSU's campus shifted to a virtual model midway through the spring, but the Gamecocks boasted a program-record 3.209 GPA in the spring and a 3.012 for the 2019-20 academic year. The JSU Athletic Department held a department-wide GPA of 3.477 in the spring and a 3.310 for the 2019-20 year.

Cooper Chases Own

JSU Single-Season Passing Record

Quarterback **Zerrick Cooper** threw for 3,416 passing yards in 2018, the most in a season in JSU history, breaking **Montressa Kirby**'s school record of 2,817 yards in 1997. It also made him the first player in school history to pass for 3,000 yards in a season. In 2019, he posted the second 3,000-yard season in school history and was just 12 yards away from his own record with 3,093. Here are JSU's Top five single-season passing totals:

Player	Year	Passing Yds.
1. Zerrick Cooper	2018	3,416
2. Zerrick Cooper	2019	3,404
3. Montressa Kirby	1997	2,817
4. Eli Jenkins	2015	2,788
5. Ed Lett	1982	2,484

Zerrick Tosses 3 TDs In 5-Straight Games

Junior Quarterback **Zerrick Cooper** threw three touchdown passes in five consecutive games against Eastern Washington on Sept. 14, North Alabama on Sept. 21, Austin Peay on Sept. 28, Tennessee State on Oct. 5 and at Eastern Illinois on Oct. 12. He becomes the first Gamecock to ever accomplish that feat one week after becoming the first to throw three touchdowns in four-straight games in 10 years. **Ryan Perrilloux** was the last JSU player to throw at least three TDs in four-straight games: at Murray State on Oct. 10, 2009 (3); vs UT Martin on Oct. 3, 2009 (4); at Nicholls State on Sept. 26, 2009 (4); at Alabama A&M on Sept. 19, 2009 (3).

Cooper Among Nation's Best Passers in 2019

In 2019, JSU quarterback **Zerrick Cooper** was among the best passers in the nation in several categories:

Category	Cooper	FCS Rank
Total Offense	310.3	7th
Pts Responsible For	204	11th
Pass Yds/Game	283.7	13th
Pass TDs	28	13th
Pass Yds	3,404	14th

Cooper Eyeing OVC TD Passes Leaders

In just his third season at JSU, senior quarterback **Zerrick Cooper** is seventh in career touchdown passes in OVC history. He needs just four more to tie for sixth on the list:

YEARS	PLAYER	TD'S
2010-13	Jimmy Garoppolo (EIU)	118
1999-02	Tony Romo (EIU)	85
2012-16	KD Humphries (Murray State)	73
2009-12	Casey Brockman (Murray State)	71
2009-12	Derek Carr (UT Martin)	69
2011-14	Michael German (Tenn. State)	65
2018-19	Zerrick Cooper (Jacksonville St)	61
1997-99	Leon Murray (Murray State)	56
1987-90	Chris Swartz (Morehead State)	55
2012-15	Jarod Neal (UT Martin)	53

Gamecocks Dominating the OVC Under Grass

In order to win five-straight outright Ohio Valley Conference championships and six in seven years, Jacksonville State had to put together quite the stretch of dominant play against league foes. JSU became the first team to post four-straight unbeaten seasons in OVC play, going 8-0 in 2014, 8-0 in 2015, 7-0 in 2016 and 8-0 in 2017. The Gamecocks went 7-1 in 2018, suffering their first conference loss under **John Grass** and snapping a 36-game conference win streak that was the second-longest in FCS history. Under **Grass**, JSU is 47-7 in league play and has won six outright titles in **Grass'** seven seasons at the helm.

#4 EWU JSU's Highest Ranked Win Since 2002

When Jacksonville State pulled off an improbable comeback and a 49-45 win over No. 4 Eastern Washington on Sept. 14, 2019, it was the highest ranked opponent the Gamecocks have beaten since upending No. 3 Northwestern State on Nov. 9, 2002.

Coop Getting JSU Into the End Zone

Quarterback **Zerrick Cooper** accounted for four touchdowns in back-to-back games against Chattanooga and Eastern Washington in 2019, the first Gamecock to do so since **Ryan Perrilloux** on Sept. 19 and Sept. 26, 2009 - 10 years prior. **Cooper** threw for two and ran for two against Chattanooga on Sept. 7 and the threw for three and ran for one against Eastern Washington on Sept. 14.

Winning Is the Norm for JSU Football

With its 8-2 record so far in 2020, Jacksonville State has secured its 18th-straight season with at least a .500 record. The streak of 18-straight seasons at .500 or better is the longest active streak in FCS football ahead of McNeese's streak of 14-straight. It is also the longest such stretch in school history. JSU had nine-straight winning seasons from 1970-1978. Since the modern era of JSU football began in 1947, Jax State has posted 48 winning seasons. Here's a list of FCS teams with active consecutive seasons at .500 or better:

Team	Streak	2020
Jacksonville State	18*	9-2
McNeese State	14	3-4
Eastern Washington	13*	5-1
North Dakota State	10*	6-1
Sam Houston State	10*	5-0

Comeback vs EWU Is

JSU's Biggest Since Ole Miss in 2010

When Jacksonville State erased a 21-point deficit and pulled off a thrilling 49-45 win over No. 4 Eastern Washington on Sept. 14, 2019, it marked the largest comeback by a JSU team since the 2010 season opener. That day saw JSU overcome a 31-10 Ole Miss lead and come away with a 49-48 win in double overtime.

All Games on ESPN Platform Again

In 2019, JSU played all of its games on the ESPN family of networks for the first time in program history. Thanks to the Ohio Valley Conference's ESPN+ package that debuted in 2018, JSU played nine games on ESPN+ and three games on ESPN3 as the OVC Game of the Week.

This fall, all four games will be available on ESPN3 or ESPN+, while the Florida State game was carried on the ACC Network's Regional Sports Affiliates. All seven OVC games in the spring will be streamed on ESPN+.

Grass Among FCS' Winningest Coaches

JSU head coach **John Grass** currently has the second-highest career winning percentage of any active FCS head coach with at least 50 career games under his belt. **Grass'** .770 winning percentage (67-20) is the 10th-best among all Division I coaches with 50 or more games in Division I, but it's third among his peers at the FCS level. Here are the Top five active FCS coaches in career winning percentage:

Coach, Current School	Year	Career Record
1. Drew Cronin, Mercer	5th	52-12 .813
2. John Grass, JSU	7th	67-20 .770
3. Brian Bohannon, KSU	6th	52-16 .765
4. Dale Lindsey, San Diego	8th	68-21 .764
5. Curt Cignetti, JMU	10th	86-28 .754

Gamecocks Among

Winningest in FCS Since 2010

Since the start of the 2010 season, Jacksonville State is among the best in the FCS in wins and winning percentage. Below are the FCS' top teams since the start of the 2010 season by total wins:

Team	W	L	Pct.
North Dakota St.	142	13	.916
Sam Houston St.	104	37	.738
Eastern Wash.	100	35	.739
Jacksonville St.	100	36	.733
James Madison	98	30	.765
San Diego	90	32	.738
South Dakota State	88	45	.662
Bethune-Cookman	80	35	.696

Two Named To Senior Bowl Watch List

Two members of the JSU Football Team were named to the 2021 Reese's Senior Bowl Top 250 List. Quarterback **Zerrick Cooper** and tight end **Trae Barry** were on the list, half of the four players represented across the Ohio Valley Conference. JSU has had five players participate in the game: **Dieter Brock** (1974), **Jesse Baker** (1979), **Sean Richardson** (1994), **Siran Neal** (2018) and **BJ Autry** (2019).

The 72nd annual Reese's Senior Bowl will be played at South Alabama's Hancock Whitney Stadium in Mobile, Alabama on January 30, 2020.

Cooper's Record-Breaking Night at SLU

In JSU's 2019 season opener at Southeastern Louisiana, quarterback **Zerrick Cooper** threw the ball as much as anyone in school history. The Jonesboro, Ga., native completed a school-record 40 passes (eight more than his previous school record of 32 at Kennesaw State in 2018) on 52 attempts, tied for the second-most in a game in school history.

His 414 passing yards were just the fourth 400-yard game in school history and his second (417 at Kennesaw State in 2018).

Grass First To Win

5-Straight AFCA Region Honors

JSU head coach **John Grass** was named the AFCA Region Coach of the Year by his peers in 2018, the fifth-straight year that he received the honor. He earned the honor in each of his first five seasons as a college head coach and became the first FCS coach to win five-straight Region Coach of the Year honors. He tied two others for the second-most consecutive honors in the award's history across all divisions.

Grass was named the AFCA's National Coach of the Year in 2015, joining **Bill Burgess** (1992) as the only JSU coaches to win the national honor. He has been named the Roy Kidd OVC Coach of the Year three times (2014, 2015, 2016), becoming the first coach in league history to win that award outright in three-straight seasons.

Cooper Chasing Career Records

Despite only playing two seasons prior to 2020, senior quarterback **Zerrick Cooper** is climbing the JSU career record books:

Category	Cooper	Rank
Total Offense/Game	284.8	1st
Pass Yds/Game	258.3	1st
Passing TDs	61	t-1st
TDs Responsible For	78	2nd
Total Offense	8,260	2nd
Passing Yards	7,491	2nd
Yds/Pass	8.00	5th
Pass Completion Pct.	.603	5th
Total Offense/Play	6.81	9th

Gamecocks Grab 8th-Straight All-OVC QB

When **Zerrick Cooper** was named the OVC's First Team All-Conference Quarterback in 2018, it made JSU the first team in conference history to have the First Team QB for five-straight seasons. **Eli Jenkins** won the honor from 2014-16, while **Bryant Horn** was the 2017 recipient. **Cooper** was the Second Team QB in 2019 and **Zion Webb** was First Team in 2020-21, making it eight-straight years that the Gamecocks' signal caller has earned all-conference honors.

Year	Quarterback	All-OVC Team
2013	Max Shortell	Second Team
2014	Eli Jenkins	First Team
2015	Eli Jenkins	First Team
2016	Eli Jenkins	First Team
2017	Bryant Horn	First Team
2018	Zerrick Cooper	First Team
2019	Zerrick Cooper	Second Team
2020	Zion Webb	First Team

Cooper Posts Two Of OVC's

Top Total Offense Seasons

In 2018, quarterback **Zerrick Cooper** accounted for 3,782 (3,416 passing and 366 rushing), the sixth-best single-season total in Ohio Valley Conference history. In 2019, he posted the seventh-best with 3,724 yards (3,404 passing and 320 rushing). Below are the Top 10 Total Offense campaigns in league history:

YEAR	PLAYER	YARDS
2013	Jimmy Garoppolo (Eastern Illinois)	5,112
2015	Eli Jenkins (Jacksonville State)	3,949
2015	KD Humphries (Murray State)	3,831
2012	Jimmy Garoppolo (Eastern Illinois)	3,823
2012	Casey Brockman (Murray State)	3,802
2018	Zerrick Cooper (Jacksonville St)	3,782
2019	Zerrick Cooper (Jacksonville St)	3,724
2014	KD Humphries (Murray State)	3,678
2004	Ray Nelson (Samford)	3,606
2011	Casey Brockman (Murray State)	3,487
1999	Justin Fuente (Murray State)	3,407

Big Play Gamecocks

Jacksonville State has been putting up some big numbers on the scoreboard over the last 15 years and they've used big plays to make it happen. In 2015, the Gamecocks had 129 plays of 20-yards or more, including 51 rushing, 44 passing and 34 by kick returns, fumble returns and interceptions. In 2016, JSU had 83 plays of 20-yards or more, including 28 rushing, 31 passing and 24 by kick returns, fumble returns and interceptions. 2017 saw JSU with 69 plays of 20-yards or more, including 23 rushing, 24 passing and 19 by kick returns, fumble returns and interceptions. In 2018, JSU had 115 of those plays, 30 rushing, 65 passing and 20 returns. In 2019, JSU had 75 of those plays, 10 rushing, 51 passing and 13 returns. In 2020, the Gamecocks have 53 of those plays, 13 rushing, 31 passing and 9 returns.

Here's a year-by-year breakdown of plays 20 yards or longer since 2003:

Year	Rush	Pass	Kick/Fum/Int	TOTAL	Touchdowns
2003	29	18	22	69	14
2004	22	38	25	85	21
2005	20	20	22	62	11
2006	10	20	17	47	7
2007	13	24	36	73	9
2008	16	30	24	70	13
2009	12	35	29	76	25
2010	16	28	41	85	11
2011	13	21	24	58	13
2012	15	33	18	66	14
2013	31	39	35	105	19
2014	31	47	26	104	16
2015	51	44	34	129	31
2016	28	31	24	83	22
2017	23	24	19	66	18
2018	30	65	20	115	30
2019	10	51	13	75	15
2020	13	31	9	53	8

Cooper's 32 TDs in 2018

Rank Among OVC's Best

Zerrick Cooper threw 32 touchdown passes in 2018, his first season at JSU. That number destroyed the previous JSU record of 23 set by **Ryan Perrilloux** in 2009 and was the third-most in a season in OVC history. Below are the Top five single-season TD passing marks in OVC history:

YEAR	PLAYER	TD'S
2013	Jimmy Garoppolo (Eastern Illinois)	53
2002	Tony Romo (Eastern Illinois)	34
2018	Zerrick Cooper (Jacksonville State)	32
2012	Jimmy Garoppolo (Eastern Illinois)	31
2012	Derek Carr (UT Martin)	31

Cooper Rewrites

Single-Season Record Books In 2018

In his first season at JSU after transferring from Clemson following the 2017 campaign, **Zerrick Cooper** wasted no time in making a dent in the Gamecocks record books. His 2018 season could be the best in school history by a passer, and includes the school records for touchdown passes and passing yards. Here is where the Jonesboro, Ga., native ranked in JSU's single-season record books in 2018:

Category	Cooper	Rank
Passing Yards	3,416	1st
TD Passes	32	1st
Completions	251	1st
Total Offense/Game	290.9	1st
Passing Yds/Game	262.8	1st
Total Offense	3,782	2nd
Attempts	417	3rd

Gamecocks Chasing 5,000 Yards, Again

The Jacksonville State offense gained 5,033 yards of total offense in 2019, the sixth-most in a season in school history and just the sixth 5,000-yard season in JSU history, all of which have come since 2013, when John Grass arrived on the staff. Below are the top five seasons in school history for total offense:

Year	Total Yards
1. 2015	7,613
2. 2013	6,637
3. 2018	6,465
4. 2014	6,129
5. 2016	5,209
6. 2019	5,033

Cooper Has Record-Breaking Day vs KSU

Despite falling 60-52 in five overtimes at Kennesaw State on Nov. 17, 2018, quarterback **Zerrick Cooper** had quite the day in the JSU record books. The native of Jonesboro, Ga., became the school's single-season passing leader and broke the school record for touchdowns in a season, but he also made his mark in some other categories.

Here is what he did in the JSU single-game record book that day:

Category	Cooper	Rank
Passing Yds/Game	417	T2nd
Passing TDs/Game	4	T3rd
Completions/Game	32	1st
Pass Attempts/Game	52	2nd
Total Offense/Game	423	4th

JSU Won Record 5th-straight OVC title In '18

With their 41-14 win over Tennessee State on Nov. 10, 2018, the Gamecocks wrapped up the 2018 title and became the first team in league history to win five in a row. All of those titles were outright conference titles. With their fourth-straight OVC title a year ago, Jacksonville State tied Middle Tennessee (1956-59), Tennessee Tech (1958-61) and Eastern Kentucky (1981-84) for the longest streak of consecutive titles in league history.

JSU's Streak Second Longest in FCS History

The Gamecocks' 36-game OVC win streak that was snapped on Oct. 20, 2018 is the longest in OVC history and the second longest in FCS history. JSU passed ECU (26-straight OVC wins from 1992-95) for the OVC record, while Appalachian State (26-straight SoCon wins from 2007-10) were tied with ECU for the second-longest league streak in FCS history. Duquesne (39-straight Metro Atlantic wins from 1999-06) holds the FCS record. Below are all of the conference win streaks of at least 20 games in FCS history:

Team	League	Streak	When
Duquesne	Metro Atl	39	1999-2006
San Diego	Pioneer	39	2015-2020
Jacksonville State	OVC	36	2013-2018
Grambling State	SWAC	26	2015-2017
Eastern Kentucky	OVC	26	1992-1995
Appalachian State	Southern	26	2007-2010
Montana	Big Sky	25	1999-2002
South Carolina St	MEAC	21	2007-2010
James Madison	CAA	20	2014-2018
Pennsylvania	Ivy	20	2001-2004

Gamecocks Break Longest OVC Streak

JSU's 36-game win streak against OVC foes that ended on Oct. 20, 2018 is the longest by any OVC member in the league's history, breaking ECU's previous record of 26 from 1992-95. Below are the top 5 OVC streaks:

36	Jacksonville State (2013-2018)
26	Eastern Kentucky (1992-95)
22	Eastern Kentucky (1980-83)
19	Murray State (1995-97)
15	Middle Tennessee (1991-93)
15	Middle Tennessee (1956-58)

Six Gamecocks Named Preseason All-Americans

Jacksonville State has seen three of its own honored as Preseason All-Americans by multiple outlets over the summer. Senior quarterback **Zerrick Cooper**, senior tight end **Trae Barry** and junior defensive end **DJ Coleman** have each received multiple Preseason All-America mentions leading up to the 2020 season:

STATS Preseason All-Americans

2nd Team TE Trae Barry

HERO Sports Preseason All-Americans

3rd Team DE DJ Coleman

Phil Steele Preseason All-Americans

2nd Team QB Zerrick Cooper

2nd Team TE Trae Barry

Gamecocks Streak of Six-Straight Playoff Appearances Snapped In 2019

The Gamecocks had appeared in the FCS Playoffs in six-straight seasons before failing to make the 2019 field and snapping the third-longest active streak in the nation. The Gamecocks were one of just three teams to make the playoffs in all six of those seasons. North Dakota State has the longest active streak at 16-straight, while South Dakota State is second with eight-straight appearances.

Coop Tosses For 300 in First Game

In his Gamecock debut vs. North Carolina A&T in the 2018 season opener, quarterback **Zerrick Cooper** threw for 320 yards on 24-for-38 passing with two touchdowns. It was the 14th 300-yard passing game in JSU's Div. I history and was the 10th-most in a JSU Division I game. It was also the first 300-yard game since Oct. 31, 2015, when **Eli Jenkins** tossed for 324 against Eastern Kentucky. For his performance against a defense that was ranked fourth nationally the year before, **Cooper** earned the OVC Newcomer of the Week honor.

Gamecock 2019 All-Americans

Jacksonville State had three players that earned All-America honors for their play in 2019.

HERO Sports FCS All-America Team

1st Team LS - Josh Brady
2nd Team WR - Josh Pearson
2nd Team DB - Marlon Bridges

JSU on The Tube

Jacksonville State is 122-64 (.656) in televised games in its football history, including a 9-2 record in 2020. JSU played just 10 televised games before moving up from Division II after the 1992 National Championship, and is 112-61 in televised games at the Division I level.

JSU's John Grass' Unprecedented OVC Start

JSU's **John Grass** led his team to the OVC Championship in his first year as a collegiate head coach. In doing so he became just the fifth OVC coach to lead his team to the title in his first season as a head coach, joining Austin Peay's **Boots Donnelly** (1977), UT Martin's **Jason Simpson** (2006), Eastern Kentucky's **Dean Hood** (2008) and Eastern Illinois' **Dino Babers** (2012). He and **Babers** are the only two coaches to win OVC crowns in each of their first two seasons, and Grass is the first to win the OVC crown in each of his first three seasons, much less in each of his first five seasons.

Grass is the first coach in league and FCS history to go unbeaten in league play in his first two seasons and extended that to his first four years. He is 47-7 in OVC play as JSU's head man.

Did you Know?

Jacksonville State is the **ONLY** school in the history of **NCAA** competition - to win NCAA National Championships in baseball, men's basketball and football at the Division II level. The Gamecocks won the Div. II title in football (1992), basketball (1985) and baseball (1990, 1991). Before Florida's 2017 College World Series win, JSU was the lone school at either the Division I or Division II levels to achieve the feat.

Running Backs Have Familiar Face

The Gamecocks have the same coaches at every position except two this year, but there's one on the staff that has been around for a while. Assistant Head Coach/Offensive Coordinator and running backs coach **Jimmy Ogle** is in his 21st year on the JSU staff and his 20th-straight year coaching the JSU RBs.

Sharing the Wealth...

In 2020, a total of 13 different Gamecocks have scored at least one of JSU's 38 TD's: **Josh Samuel** (8), **Uriah West** (6), **Zerrick Cooper** (5), **Zion Webb** (4), **Dave Russell III** (3), **Ahmad Edwards** (3), **Quan Charleston** (2), **Pat Jackson** (2), **Trae Barry** (1), **Michael Pettway** (1), **Kolbi Fuqua** (1), **Hudson Petty** (1) and **Nicario Harper** (1).

2016 LSU Crowd The Largest To See JSU Play

A crowd of 98,389 on Sept. 10, 2016 at LSU, was the largest crowd JSU has ever played in front of.

Top 15 Crowds to Watch Jax State

1. 98,389 at #21 LSU (Sept. 10, 2016)
2. 87,451 at #6 Auburn (Sept. 12, 2015)
3. 82,691 at Florida (Nov. 17, 2012)
4. 75,127 at #8 Michigan State (Aug. 29, 2014)
5. 71,420 at Florida State (Sept. 12, 2009)
6. 71,062 at Arkansas (Sept. 1, 2012)
7. 55,768 at Ole Miss (Sept. 4, 2010)
8. 54,098 at Kentucky (Oct. 22, 2011)
9. 50,161 at Georgia Tech (Sept. 9, 2017)
10. 47,456 at Mississippi State (Sept. 14, 2002)
11. 46,131 at Georgia Tech (Sept. 5, 2009)
12. 45,706 at Georgia Tech (Aug. 28, 2008)
13. 38,635 at Mississippi State (Oct. 14, 2006)
14. 34,712 at Kansas (Sept. 20, 2003)
15. 30,043 at South Florida (Sept. 2, 2000)

Gamecocks Running For 100

After JSU's 205 rushing yards vs. Murray State on April 11, the Gamecocks have now rushed for 100 yards in 79 of the 87 games since John Grass took over as head coach and in their last 10 games. JSU had run for 100 yards in 45-straight regular-season games vs. non-FBS foes until the 2018 season opener, with the last time it didn't reach the milestone coming vs. Tennessee State on Oct. 12, 2013.

Gamecock Captains By Game in 2020

FSU: Landon Rice
MERCER: Umstead Sanders
NORTH ALABAMA: Zack Woodard
FLORIDA INTERNATIONAL: Trae Barry
TENNESSEE TECH: Umstead Sanders, Logan McVay
TENNESSEE STATE: D.J. Coleman, Uriah West
UT MARTIN: Zack Cangelosi, Zack Woodard
SOUTHEAST MISSOURI: Dave Russell III, Stevonte Tullis
AUSTIN PEAY: Josh Wegener, Jeremiah Harris
EASTERN ILLINOIS: Marshall Clark, Zack Cangelosi
MURRAY STATE: Markail Benton, Ahmad Edwards

The Flip of the Coin in 2020

Here is a game-by-game breakdown of the opening coin toss in 2020:

Game	Won	Decision	Result
Florida State	FSU	Deferred	JSU Received
MERCER	JSU	Deferred	JSU Kicked
North Alabama	JSU	Deferred	JSU Kicked
Florida International	FIU	Deferred	JSU Received
TENNESSEE TECH	JSU	Deferred	JSU Kicked
Tennessee State	JSU	Deferred	JSU Kicked
UT Martin	JSU	Deferred	JSU Kicked
SE MISSOURI	SEMO	Deferred	JSU Received
AUSTIN PEAY	APSU	Deferred	JSU Received
Eastern Illinois	EIU	Deferred	JSU Received
Murray State	JSU	Deferred	JSU Kicked

Gamecocks Run For More Than 3,000 Often

The Gamecock offense ran for 4,829 yards in 2015, the most in a season in school history. Before **John Grass** took over the reigns as offensive coordinator in 2013, JSU had five 3,000-yard rushing seasons in school history, while his offense has passed that mark in four of his five seasons on campus. Below are JSU's 3,000-yard rushing seasons:

Team	Rush Yds
1. 2015*	4,839
2. 1991	3,857
3. 1992	3,797
4. 2013*	3,604
5. 1988	3,496
6. 1989	3,477
7. 2014*	3,424
8. 1990	3,213
9. 2016*	3,007

Grass Off To A Hot Start

Jacksonville State head coach **John Grass** is off to a hot start in his collegiate head coaching career. The 1990 graduate of JSU is 67-20 through his first 87 games as the Gamecocks' head man, extending the best start by a head coach in JSU history. Here are the first 87 games of all of JSU's head coaches that coached at least 87 games:

Coach	1st year	1st 87 games
John Grass	2014	67-20
Jack Crowe	2000	47-40
Bill Burgess	1985	62-22-3
Don Salls	1946	58-23-6

30+ Points Equals a Win

Since 2000, Jax State is 108-12 when scoring 30 or more points in a game. JSU finished 8-0 in 2004 and won 16-straight games when scoring 30 or more points at one time before dropping a 37-35 loss to Furman in 2005. JSU is 66-3 at Burgess-Snow Field since joining the OVC when putting up 30-plus points. The Gamecocks had won their last 43 games with at least 30 points on the scoreboard before their 60-52, 5-overtime loss at Kennesaw State on Nov. 17.

Grass' Offense Like No Other in JSU History

When **John Grass** took over as the Gamecocks' offensive coordinator in 2013, no JSU team had ever gained 5,000 yards in a season. That year, his offense amassed a then-school-record 6,637 yards. In his first season as head coach in 2014, when he also called the offensive plays, JSU racked up 6,129 yards in

just 12 games, a school-record 510.8 yards per game – 68.2 yards per game more than the previous record held by the 2004 squad.

In 2015, the Gamecocks racked up 7,613 yards, most in school history by 976 yards over the previous record of 6,637 set in 2013.

The 2016 team also surpassed the 5,000-yard mark, gaining 5,209 yards in just 12 games.

In 2018, the Gamecocks gained 6,465 yards to reach the 6,000-yard mark for just the fourth time in school history.

In 2019, JSU averaged 419 yards per game and gained 5,003 yards over its 12 games.

Grass Sets Record with 10 Regular-Season Wins in 2014; Matched Again in 2015, 2016 and 2017

First-year head coach **John Grass** finished the 2014 regular season with a 10-1 overall record to post the most wins by a JSU head coach in his debut season, passing the record of nine wins by **Bill Clark** (2013) and **Jim Fuller** (1977). **Fuller** finished with an 11-3 overall record, while **Clark** posted a 11-4 record in his inaugural season guiding the Gamecocks. Grass' team ended with a 10-2 record. **Grass** went 10-1 again in the 2015 regular season, with his only loss coming in overtime at #6 Auburn, the first time an FCS school has taken a ranked FBS foe into overtime. He then posted a 10-1 record in the 2016 regular season, with his only loss coming at LSU, while a loss to Georgia Tech was his only blemish in a 10-1 2017 regular season.

Gamecock 100-Yard Rushers Since 1995

Since moving to FCS in 1995, a total of 35 different Gamecocks have rushed for 100-yards or more in a game for a total of 137 times. Three current Gamecocks have a 100-yard game in his career. Here's a list of JSU's career 100-yard rushers currently on the 2020 team:

Current 100-yard Gamecock Rushers

163	Josh Samuel at FIU (Oct. 23, 2020)
130	Josh Samuel at Eastern Illinois (April 3, 2021)
116	Uriah West at FIU (Oct. 23, 2020)
106	Uriah West vs Tennessee Tech (Feb. 28, 2021)
100	Zion Webb at Eastern Kentucky (Oct. 6, 2018)

Career JSU 100-yard Rushing Games *Active player

- 19 - DaMarcus James
- 14 - Clay Green
- 13 - Troymaine Pope
- 12 - Eli Jenkins
- 9 - Roc Thomas, Rony Rogers
- 8 - Washaun Ealey
- 7 - Oscar Bonds
- 6 - Kory Chapman, Daniel Jackson
- 4 - Miles Jones, Josh Clemons
- 3 - Calvin Middleton
- 2 - *Uriah West, *Josh Samuel, Roger Bell, Amel Jackson, Marcus Mitchell, Ryan Perrilloux, Jamal Young
- 1 - *Zion Webb, Jaelen Greene, Darius Barksdale, Herman Bell, Michael Davies, Tywone Dyson, Brandon George, Bryant Horn, Carlow James, Cedric Johnson, Montressa Kirby, Christian LeMay, Maurice Mullins, Demetric Thomas, Gabe Walton

Comeback Gamecocks Keep on Winning

Jacksonville State has 48 come-from-behind wins since the start of the 2010 season and rallied for four come-from-behind wins in 2015. In 2016, JSU had three come-from-behind wins and two in 2017. In 2018, JSU had four come-from-behind wins and the Gamecocks had four in 2019 and FOUR so far in 2020. Speaking of come-from-behind wins for the Gamecocks, 13 of those wins have occurred in the final 1:16 or less.

Working Overtime

Since the NCAA established a tiebreaker system in 1995, Jax State is 8-7 in overtime contests and has won eight of the last 11. The Gamecocks have won the coin toss 10 times and chosen to play defense all 10 times.

Date	Opponent	OTs	Game Winning Play	Score
11/16/96	NE Louisiana	2	29-yd FG	28-31
10/16/99	McNeese St.	2	12-yd Pass	36-39
10/13/01	SF Austin	2	8-yd Pass	37-44
10/4/03	Murray St.	1	20-yd Pass	17-23
10/28/06	at Tenn. Tech	1	17-yd Pass	17-10
9/4/10	at Ole Miss	2	30-yd Pass (2-pt Con)	49-48
9/23/10	at Georgia St.	1	2-yd Rush	34-27
10/20/12	vs #17 Tenn St	1	44-yd FG	31-28
9/14/13	vs #22 UNA	2	20-yd FG	21-18
9/21/13	at Georgia St.	1	2-yd Rush	32-26
9/28/13	vs Murray St.	1	2-pt conversion	34-35
9/6/14	at #13 Chattanooga	1	13-yd Rush	26-23
9/12/15	at #6 Auburn	1	4-yd rush	20-27
12/5/15	#7 Chattanooga	1	14-yd rush	41-35
11/17/18	at #2 Kennesaw St	5	13-yd rush	52-60

Sweet Home Jacksonville

"There's no place like home", the old saying goes and the Gamecocks can certainly attest to that. Since **JSU Stadium** opened in 1946, Jacksonville State has posted an incredible **289-104-8 (.731)** record at home. The stadium completed a \$47 million expansion in 2010. The new facility consists of seven stories, with the bottom four floors dedicated to nearly 400 dorm beds. The top three floors include 33 luxury skyboxes, a new press area, coaches booth, radio and television broadcast facilities, and a game management booth. The stadium now seats 24,000. New turf was installed just before the 2016 season and a new high-definition video board was debuted for the 2017 season

- JSU has the highest home winning percentage and the most wins in the OVC since joining the league in 2003.

Record (pct)	OVC Member School
84-19 (.816)	Jacksonville State
59-29 (.670)	UT Martin
61-30 (.670)	Eastern Kentucky
50-39 (.562)	Eastern Illinois
43-33 (.566)	Tennessee State
52-42 (.553)	Southeast Missouri
48-44 (.522)	Murray State
47-44 (.516)	Tennessee Tech
35-49 (.417)	Austin Peay

- The Gamecocks are 63-12 in their last 75 games at Burgess-Snow Field at JSU Stadium and 56-8 in their last 64 regular-season home games.

Gamecocks Gaining 300 Yards is The Norm

Since Jacksonville State joined the Ohio Valley Conference prior to the 2003 season, the JSU offense has rolled up some impressive offensive numbers. Since 2003, the Gamecocks have 110 games with at least 400 yards of total offense and 43 games with more than 500 yards. JSU set a school record with 655 yards of total offense against Austin Peay on Nov. 1, 2014. JSU had a school-record streak of 19-straight games with at least 400 yards of total offense snapped at Eastern Illinois on 11/7/15.

Year	300+	400+	500+	600+
2003	10	4	1	
2004	10	7	4	1
2005	10	1		
2006	7	2		
2007	5	2	1	
2008	8	7		
2009	10	6	2	
2010	9	3		
2011	9	5	1	1
2012	10	7	2	
2013	11	8	4	1
2014	11	11	6	4
2015	14	13	9	4
2016	12	7	4	
2017	9	4	1	
2018	13	12	6	2
2019	12	6	1	
2020	9	5	1	
TOTAL:	179	110	43	13

By comparison, here's the eight years prior to joining the OVC and since JSU joined the I-AA ranks:

Year	300+	400+	500+	600+
2002	6	1	0	0
2001	9	7	3	0
2000	6	1	0	0
1999	6	2	1	1
1998	7	2	0	0
1997	6	3	1	0
1996	4	0	0	0
1995	5	1	1	0
TOTAL:	49	17	6	1
FCS TOTAL:	228	127	49	14

Record Crowds Watching Gamecocks

Jax State has continued to draw large crowds last season, averaging 16,904 fans. JSU drew a school- and Ohio Valley Conference-record total of 164,781 fans to rank second nationally in average attendance in 2015. Since JSU expanded Burgess-Snow Field to its current 24,000-seat capacity in 2010, each of the last 10 seasons has been one of the top 10 in school history. Here are JSU's top attendance seasons:

Rank	Total (Games)	Average	Year
1.	164,781 (8)	20,598	2015
2.	123,030 (7)	17,576	2016
3.	110,695 (7)	15,841	2013
4.	110,328 (6)	18,388	2017
5.	103,977 (6)	17,329	2010
6.	117,800 (7)	16,829	2019
7.	101,421 (6)	16,904	2018
8.	93,439 (6)	15,573	2014
9.	86,128 (5)	17,226	2011
10.	80,032 (5)	16,006	2012

Nail-Biting Finishes

The Gamecocks have **recorded 23 wins** in the final 2:00 of the game since moving to Division I the 1993 season. Here's a breakdown of each game:

Oct. 20, 1994 JSU 32, Northeast Louisiana 28

0:29 - Jermelle Pruitt 10-yard rush

Nov. 11, 1995 - JSU 32, Western Illinois 27

0:00 - JeDarius Issac 42-yard pass to Patrick Plott

Sept. 13, 1997 - JSU 28, Sam Houston State 21

0:49 - Montressa Kirby 13-yard pass to Ronald Bonner

Sept. 26, 1998 - JSU 21, Nicholls State 20

0:03 - Montressa Kirby 13-yard pass to Ronald Bonner

Aug. 31, 2002 - JSU 20, Alabama A&M 17

0:01 - Steven Lee 41-yard Field goal

Sept. 29, 2002 - JSU 35, Tennessee Tech 29

0:28 - Kory Chapman 7-yard rush

Sept. 28, 2004 - JSU 30, Eastern Kentucky 23

0:31 - Maurice Mullins 3-yard pass to Jarvis Houston

Oct. 28, 2006 - JSU 17, Tennessee Tech 10 (OT)

OT - Matt Hardin 17-yard pass to Taurean Rhetta

Oct. 4, 2007 - JSU 27, Tennessee-Martin 24

1:46 - Cedric Johnson 8-yard pass to Taurean Rhetta

Nov. 15, 2008 - JSU 26, Tennessee State 21

0:13 - Calvin Middleton 1-yard rush

Sept. 4, 2010 - JSU 49, Ole Miss 48

2 OT - Coty Blanchard 30-yard pass to Kevyn Cooper

Coty Blanchard 2-point conversion pass to Calvin Middleton

Sept. 11, 2010 - JSU 21, UT Chattanooga 17

1:16 - Marques Ivory 72-yard pass to James Shaw

Sept. 23, 2010 - JSU 34, Georgia State 28

OT - Marques Ivory 2-yard rush

Nov. 13, 2010 - JSU 29, Southeast Missouri State 27

0:11 - Marques Ivory 17-yard pass to Alan Bonner

Sept. 1, 2011 - JSU 24, UT Martin 23

0:38 - Calvin Middleton 4-yard run

Sept. 8, 2012 - JSU 27, UT Chattanooga 24

0:00 - Griffin Thomas 37-yard field goal

Oct. 20, 2012 - JSU 31, Tennessee State 28

OT - Griffin Thomas 44-yard field goal

Sept. 14, 2013 - JSU 24, North Alabama 21

2 OT - Griffin Thomas 20-yard field goal

Sept. 21, 2013 - JSU 32, Georgia State 26

OT - DaMarcus James 2-yard run

Sept. 6, 2014 - JSU 26, Chattanooga 23

OT - Eli Jenkins 13-yard run

Dec. 5, 2015 - JSU 41, Chattanooga 35

OT - Eli Jenkins 14-yard run

Nov. 3, 2018 - JSU 21, UT Martin 14

0:29 - Zerrick Cooper 43-yard pass to Jamari Hester

Sept. 14, 2019 - JSU 49, Eastern Washington 45

0:59 - Michael Matthews 1-yard run

JSU IN THE POLLS

JSU IN THE FCS POLLS

Here is a look at Jacksonville State in the NCAA FCS football poll since 1995:

No. 24	October 17, 1995(TSN)
No. 24	October 24, 1995(TSN)
No. 22	October 26, 1998(TSN)
No. 22	November 2, 1998(TSN)
No. 24	November 9, 1998(TSN)
No. 24	November 16, 1998(TSN)
No. 25-t	September 25, 2001(CP)
No. 23	October 1, 2001(CP)
No. 20	October 8, 2001(CP)
No. 21	October 8, 2001(TSN)
No. 23	October 16, 2001(TSN)
No. 20	October 23, 2001(CP)
No. 22	October 23, 2001(TSN)
No. 24	Pre-season, 2002(TSN)
No. 24	August 24, 2002(TSN)
No. 24	September 1, 2002(TSN)
No. 24	September 8, 2002(TSN)
No. 20	November 10, 2003(CP)
No. 21	November 10, 2003(TSN)
No. 19	November 17, 2003(CP)
No. 19	November 17, 2003(CP)
No. 16	December 10, 2003(TSN)
No. 16	December 10, 2003(CP)
No. 22	September 27, 2004(TSN)
No. 15	October 4, 2004(TSN)
No. 16	October 4, 2004(CP)
No. 14	October 11, 2004(TSN)
No. 14	October 11, 2004(CP)
No. 12	October 18, 2004(TSN)
No. 12	October 18, 2004(CP)
No. 20	October 25, 2004(TSN)
No. 21	October 25, 2004(CP)
No. 15	November 1, 2004(TSN)
No. 16	November 1, 2004(CP)
No. 14	November 8, 2004(TSN)
No. 14	November 8, 2004(CP)
No. 14	November 15, 2004(TSN)
No. 14	December 15, 2004(TSN)
No. 14	December 15, 2004(CP)
No. 20	Pre-season, 2005(TSN)
No. 21	September 5, 2005(TSN)
No. 21	September 5, 2005(CP)
No. 25	September 18, 2006(TSN)
No. 22	September 29, 2008(TSN)
No. 23	September 29, 2008(CP)
No. 18	October 6, 2008(CP)
No. 19	October 6, 2008(TSN)
No. 23	October 13, 2008(CP)
No. 23	October 13, 2008(TSN)
No. 20	October 20, 2008(CP)
No. 21	October 20, 2008(TSN)
No. 21	November 17, 2008(CP)
No. 24	November 17, 2008(TSN)
No. 22	December 24, 2008(CP)
No. 23	December 24, 2008(TSN)
No. 19	Preseason, 2009(CP)
No. 21	Preseason, 2009(TSN)
No. 21	September 7, 2009(CP)
No. 23	September 7, 2009(TSN)
No. 22	September 14, 2009(CP)
No. 24	September 14, 2009(TSN)
No. 21	September 21, 2009(CP)
No. 22	September 21, 2009(TSN)
No. 20	September 28, 2009(CP)
No. 20	September 28, 2009(TSN)
No. 18	October 5, 2009(CP)
No. 18	October 5, 2009(TSN)
No. 13	October 12, 2009(CP)
No. 12	October 12, 2009(TSN)
No. 12	October 19, 2009(CP)
No. 13	October 19, 2009(TSN)
No. 20	October 26, 2009(CP)
No. 22	October 26, 2009(TSN)
No. 15	November 1, 2009(CP)
No. 17	November 1, 2009(TSN)
No. 15	November 9, 2009(CP)
No. 17	November 9, 2009(TSN)
No. 15	November 16, 2009(CP)
No. 17	November 16, 2009(TSN)
No. 13	November 23, 2009(CP)

No. 14	November 23, 2009(TSN)
No. 16	December 21, 2009(CP)
No. 16	December 21, 2009(TSN)
No. 17	Preseason, 2010(CP)
No. 17	Preseason, 2010(TSN)
No. 6	September 6, 2010(CP)
No. 5	September 6, 2010(TSN)
No. 4	September 13, 2010(CP)
No. 4	September 13, 2010(TSN)
No. 4	September 20, 2010(CP)
No. 4	September 20, 2010(TSN)
No. 4	September 27, 2010(CP)
No. 4	September 27, 2010(TSN)
No. 3	October 4, 2010(CP)
No. 3	October 4, 2010(TSN)
No. 3	October 11, 2010(CP)
No. 3	October 11, 2010(TSN)
No. 3	October 18, 2010(CP)
No. 3	October 18, 2010(TSN)
No. 2	October 25, 2010(CP)
No. 2	October 25, 2010(TSN)
No. 2	November 1, 2010(CP)
No. 2	November 1, 2010(TSN)
No. 6	November 8, 2010(CP)
No. 6	November 8, 2010(TSN)
No. 4	November 15, 2010(CP)
No. 4	November 15, 2010(TSN)
No. 9	November 21, 2010(CP)
No. 8	November 21, 2010(TSN)
No. 12	January 10, 2011(CP)
No. 12	January 10, 2011(TSN)
No. 9	Preseason, 2011(TSN)
No. 9	Preseason, 2011(CP)
No. 10	September 5, 2011(TSN)
No. 10	September 6, 2011(CP)
No. 17	September 12, 2011(TSN)
No. 16	September 12, 2011(CP)
No. 16	September 19, 2011(TSN)
No. 15	September 19, 2011(CP)
No. 14	September 26, 2011(TSN)
No. 13	September 26, 2011(CP)
No. 12	October 3, 2011(TSN)
No. 12	October 3, 2011(CP)
No. 11	October 10, 2011(TSN)
No. 10	October 10, 2011(CP)
No. 10	October 17, 2011(TSN)
No. 8	October 17, 2011(CP)
No. 14	October 24, 2011(TSN)
No. 13	October 24, 2011(CP)
No. 18	October 31, 2011(TSN)
No. 18	October 31, 2011(CP)
No. 25	November 20, 2011(TSN)
No. 22	Preseason, 2012(TSN)
No. 24	September 3, 2012(TSN)
No. 24	September 11, 2012(TSN)
No. 24	September 17, 2012(TSN)
No. 24	October 7, 2013(TSN)
No. 24	October 7, 2013(CP)
No. 22	November 11, 2013(TSN)
No. 23	November 11, 2013(CP)
No. 20	November 24, 2013(TSN)
No. 21	November 25, 2013(CP)
No. 10	January 6, 2014(TSN)
No. 12	January 6, 2014(CP)
No. 6	Preseason, 2014(TSN)
No. 8	Preseason, 2014(CP)
No. 9	September 1, 2014(TSN)
No. 9	September 1, 2014(CP)
No. 9	September 7, 2014(TSN)
No. 8	September 7, 2014(CP)
No. 9	September 15, 2014(TSN)
No. 8	September 15, 2014(CP)
No. 8	September 22, 2014(TSN)
No. 8	September 22, 2014(CP)
No. 8	September 29, 2014(TSN)
No. 8	September 29, 2014(CP)
No. 8	October 6, 2014(TSN)
No. 8	October 6, 2014(CP)
No. 6	October 13, 2014(TSN)
No. 7	October 13, 2014(CP)
No. 6	October 20, 2014(TSN)
No. 7	October 20, 2014(CP)
No. 5	October 27, 2014(TSN)
No. 5	October 27, 2014(CP)
No. 4	November 3, 2014(TSN)

No. 4	November 3, 2014(CP)
No. 3	November 10, 2014(TSN)
No. 3	November 10, 2014(CP)
No. 4	November 17, 2014(TSN)
No. 3	November 17, 2014(CP)
No. 3	November 23, 2014(TSN)
No. 2	November 24, 2014(CP)
No. 9	January 12, 2015(TSN)
No. 9	January 12, 2015(CP)
No. 7	Preseason, 2015(TSN)
No. 9	Preseason, 2015(CP)
No. 5	September 7, 2015(TSN)
No. 6	September 7, 2015(CP)
No. 1	September 14, 2015(TSN)
No. 4	September 14, 2015(CP)
No. 1	September 21, 2015(TSN)
No. 3	September 21, 2015(CP)
No. 1	September 28, 2015(TSN)
No. 3	September 28, 2015(CP)
No. 1	October 5, 2015(TSN)
No. 3	October 5, 2015(CP)
No. 1	October 12, 2015(TSN)
No. 3	October 12, 2015(CP)
No. 1	October 19, 2015(TSN)
No. 2	October 19, 2015(CP)
No. 1	October 26, 2015(TSN)
No. 2	October 26, 2015(CP)
No. 1	November 2, 2015(TSN)
No. 1	November 2, 2015(CP)
No. 1	November 9, 2015(TSN)
No. 1	November 9, 2015(CP)
No. 1	November 16, 2015(TSN)
No. 1	November 16, 2015(CP)
No. 1	November 23, 2015(TSN)
No. 1	November 23, 2015(CP)
No. 2	January 11, 2016(TSN)
No. 2	January 12, 2016(CP)
No. 3	Preseason, 2016(TSN)
No. 3	Preseason, 2016(CP)
No. 5	September 5, 2016(TSN)
No. 5	September 5, 2016(CP)
No. 4	September 12, 2016(TSN)
No. 6	September 12, 2016(CP)
No. 3	September 19, 2016(TSN)
No. 4	September 19, 2016(CP)
No. 3	September 26, 2016(TSN)
No. 4	September 26, 2016(CP)
No. 3	October 3, 2016(TSN)
No. 4	October 3, 2016(CP)
No. 3	October 10, 2016(TSN)
No. 4	October 10, 2016(CP)
No. 2	October 17, 2016(TSN)
No. 2	October 17, 2016(CP)
No. 2	October 24, 2016(TSN)
No. 2	October 24, 2016(CP)
No. 2	October 31, 2016(TSN)
No. 2	October 31, 2016(CP)
No. 2	November 7, 2016(TSN)
No. 2	November 7, 2016(CP)
No. 2	November 14, 2016(TSN)
No. 2	November 14, 2016(CP)
No. 2	November 21, 2016(TSN)
No. 2	November 21, 2016(CP)
No. 7	January 9, 2017(TSN)
No. 6	January 9, 2017(CP)
No. 6	Preseason, 2017(TSN)
No. 5	Preseason, 2017(CP)
No. 5	September 4, 2017(TSN)
No. 5	September 4, 2017(CP)
No. 5	September 11, 2017(TSN)
No. 6	September 11, 2017(CP)
No. 5	September 18, 2017(TSN)
No. 7	September 18, 2017(CP)
No. 5	September 25, 2017(TSN)
No. 5	September 25, 2017(CP)
No. 4	October 2, 2017(TSN)
No. 4	October 2, 2017(CP)
No. 3	October 9, 2017(TSN)
No. 3	October 9, 2017(CP)
No. 3	October 16, 2017(TSN)
No. 3	October 16, 2017(CP)
No. 3	October 23, 2017(TSN)
No. 3	October 23, 2017(CP)
No. 3	October 30, 2017(TSN)
No. 3	October 30, 2017(CP)

No. 2	November 6, 2017(TSN)
No. 2	November 6, 2017(CP)
No. 2	November 13, 2017(TSN)
No. 2	November 13, 2017(CP)
No. 2	November 19, 2017(TSN)
No. 2	November 20, 2017(CP)
No. 10	January 8, 2018(CP)
No. 9	January 8, 2018(TSN)
No. 6	Preseason, 2018(CP)
No. 6	Preseason, 2018(TSN)
No. 12	September 3, 2018(CP)
No. 13	September 3, 2018(TSN)
No. 11	September 10, 2018(CP)
No. 12	September 10, 2018(TSN)
No. 9	September 17, 2018(CP)
No. 10	September 17, 2018(TSN)
No. 8	September 24, 2018(CP)
No. 8	September 24, 2018(TSN)
No. 8	October 1, 2018(CP)
No. 8	October 1, 2018(TSN)
No. 7	October 8, 2018(CP)
No. 8	October 8, 2018(TSN)
No. 4	October 15, 2018(CP)
No. 5	October 15, 2018(TSN)
No. 12	October 22, 2018(CP)
No. 12	October 22, 2018(TSN)
No. 10	October 29, 2018(CP)
No. 10	October 29, 2018(TSN)
No. 9	November 5, 2018(CP)
No. 8	November 5, 2018(TSN)
No. 7	November 12, 2018(CP)
No. 6	November 12, 2018(TSN)
No. 9	November 19, 2018(CP)
No. 8	November 19, 2018(TSN)
No. 13	January 7, 2019(CP)
No. 10	January 7, 2019(TSN)
No. 6	Preseason, 2019(CP)
No. 6	Preseason, 2019(TSN)
No. 17	September 1, 2019(CP)
No. 18	September 1, 2019(TSN)
No. 16	September 9, 2019(CP)
No. 17	September 9, 2019(TSN)
No. 13	September 16, 2019(CP)
No. 10	September 16, 2019(TSN)
No. 12	September 23, 2019(CP)
No. 11	September 23, 2019(TSN)
No. 20	September 30, 2019(CP)
No. 21	September 30, 2019(TSN)
No. 18	October 7, 2019(CP)
No. 17	October 7, 2019(TSN)
No. 14	October 14, 2019(CP)
No. 16	October 14, 2019(TSN)
No. 21	October 21, 2019(CP)
No. 25	October 21, 2019(TSN)
No. 18	October 28, 2019(CP)
No. 22	October 28, 2019(TSN)
No. 16	February 22, 2021(TSN)
No. 10	March 1, 2021(TSN)
No. 10	March 8, 2021(TSN)
No. 8	March 15, 2021(TSN)
No. 8	March 16, 2021(CP)
No. 7	March 22, 2021(TSN)
No. 7	March 23, 2021(CP)
No. 12	March 29, 2021(TSN)
No. 12	March 30, 2021(CP)
No. 10	April 5, 2021(TSN)
No. 10	April 12, 2021(TSN)
No. 9	April 13, 2021(CP)

TSN - The Sports Network - CP - Coaches Poll
STATS - Stats Perform Poll replaced TSN in 2015

CURRENT FCS POLLS
FCS COACHES POLL
(April 20, 2021)

Team (1st Place Votes)	Record	Points	Prev.
1 James Madison (18)	5-0	545	1
2 South Dakota St. (3)	5-1	516	4
3 Weber St.	5-0	513	2
4 Sam Houston State	6-0	460	5
5 Delaware	5-0	441	7
6 North Dakota	4-1	430	6
7 North Dakota St.	6-2	408	3
8 Eastern Washington	5-1	401	8
9 Jacksonville St.	9-2	397	9
10 Monmouth (NJ)	3-0	325	13
11 VMI	6-1	317	12
12 UC Davis	3-2	287	14
13 Richmond	3-1	281	10
14 Southern Illinois	5-3	260	17
15 Kennesaw St.	4-1	243	16
16 Villanova	2-2	228	11
17 Missouri St.	5-4	201	18
18 Murray St.	5-2	154	19
19 Southern (1)	5-1	141	21
20 Nicholls	4-3	122	20
21 Southeastern Louisiana	4-3	121	15
22 Alabama A&M	4-3	81	T25
23 East Tennessee St.	4-2	76	24
24 Northern Iowa	3-4	57	23
25 Arkansas-Pine Bluff	4-0	32	NR

Others receiving votes: UIW, 24; Austin Peay, 23; Holy Cross, 15; Sacred Heart, 14; Duquesne, 8; Mercer, 5; Northern Arizona, 5; Tarleton St., 5; Charleston Southern, 4; Samford, 4; Davidson, 3; South Carolina St., 3.

STATS PERFORM FCS TOP 25
(April 19, 2021)

Team (1st Place Votes)	Record	Points	Prev.
1 James Madison (30)	5-0	982	1
2 South Dakota State (7)	5-1	953	4
3 Weber State	5-0	900	3
4 Sam Houston State	6-0	896	5
5 Delaware	5-0	808	7
6 North Dakota State	6-2	803	2
7 North Dakota	4-1	788	6
8 Jacksonville State	9-2	700	9
9 Eastern Washington	5-1	697	8
10 Monmouth	3-0	590	12
11 VMI	6-1	532	15
12 Missouri State	5-4	509	14
13 UC Davis	3-2	471	13
14 Southern Illinois	5-3	463	18
15 Richmond	3-1	439	11
16 Villanova	2-2	423	10
17 Kennesaw State	4-1	383	16
18 Rhode Island	2-1	260	19
19 Murray State	5-2	256	20
20 Southeastern Louisiana	4-2	237	17
21 Austin Peay	4-5	175	22
22 ETSU	4-2	150	24
23 Nicholls	4-3	141	21
24 Arkansas-Pine Bluff	4-0	92	NR
25 Northern Iowa	3-4	74	NR

Others receiving votes: Sacred Heart 73, Southern 37, Alabama A&M 34, Samford 25, Duquesne 23, Holy Cross 22, Mercer 15, Davidson 13, UIW 11, Northern Arizona 8, Maine 7

Stopping the Run is Job No. 1 for Gamecocks

The Jacksonville State run defense has been exceptionally sturdy since the Gamecocks moved to Division I in 1995, but especially since joining the Ohio Valley Conference prior to the 2003 season. **JSU has held the opponents to 100-yards or less 95 times since moving to Division I in 1995.** As a matter of fact, Jax State has held at least one opponent to under 100 yards rushing every season as a Division I member except for 1997. The nine foes under 100 yards in 2020 have passed the 2016 and 2017 teams for the most in one year, while the nine in a row in 2020 is also a school record. JSU has held at least seven foes under 100 yards rushing in four of the past five years. Of the Top 20 performances against the run in school history, 16 of them have come since **John Grass** became head coach in 2014.

The Gamecocks have held an OVC opponent to 100-yards or less 61 times. JSU held six Southland Football League opponents to 100-yards or less and 14 other times was against non-conference opponents. Here's a complete list of opponents held to 100-yards rushing or less since 1995:

Date	Opponent	Rush Att.	Rush Yds.	Rush Yards per Att.
9/22/18	Mississippi Valley State	24	-8	-0.3
11/4/17	*Murray State	28	-3	-0.11
11/5/16	*at Southeast Missouri	20	0	0.00
10/1/11	*at Murray State	26	11	0.42
9/30/95	Knoxville College	30	15	0.50
11/16/17	*Tennessee State	28	15	0.54
10/13/18	*Eastern Illinois	19	15	0.79
10/24/15	*at Austin Peay	27	17	0.60
10/6/18	*at Eastern Kentucky	28	20	0.71
9/27/08	*at Eastern Illinois	23	20	0.87
10/28/17	*Southeast Missouri	36	22	0.61
9/19/15	*Tennessee State	31	24	0.80
3/21/21	*Southeast Missouri	26	24	0.92
3/28/21	*Austin Peay	29	27	0.93
10/21/17	*at Eastern Illinois	23	28	1.22
4/11/21	*at #16 Murray State	21	28	1.33
3/14/21	*at UT Martin	20	29	1.45
9/23/17	#16 Liberty	27	31	1.15
10/27/18	at Murray State	19	31	1.63
10/20/07	*Tennessee Tech	27	35	1.30
8/25/18	vs. #14 North Carolina A&T	36	37	1.01
11/12/16	*at Murray State	38	40	1.05
9/17/16	Coastal Carolina	35	42	1.20
10/11/14	*at Tennessee State	33	43	1.30
9/30/06	*at Eastern Kentucky	24	43	1.79
9/24/16	at Liberty	36	44	1.22
12/7/13	at #6 McNeese State (NCAA 2nd Rd)	35	46	1.30
10/18/03	*at Tennessee State	32	47	1.47
11/11/17	*at UT Martin	30	48	1.60
9/24/05	*at Southeast Missouri	19	48	2.53
11/20/04	*Southeast Missouri	20	50	2.50
10/27/05	*Tennessee Tech	39	51	1.31
9/17/99	Union College	28	51	1.82
9/1/16	North Alabama	32	52	1.60
10/28/06	*at Tennessee Tech	28	52	1.86
10/23/04	*at Tennessee Tech	35	54	1.54
10/5/96	Middle Tennessee	45	55	1.22
10/29/16	*Eastern Illinois	33	56	1.70
10/4/08	*Southeast Missouri	32	56	1.75
10/14/17	*Eastern Kentucky	30	57	1.90
11/15/03	*Eastern Illinois	27	57	2.11
10/19/19	*Southeast Missouri	37	60	1.62
11/9/02	^ Northwestern State	26	60	2.31
9/27/03	*Eastern Kentucky	29	61	2.10
10/8/16	*Tennessee Tech	27	62	2.29
10/17/20	at North Alabama	30	63	2.10
9/26/15	*at UT Martin	22	64	2.90
10/24/09	*Eastern Illinois	35	65	1.86
10/10/09	*at Murray State	29	65	2.24
10/23/10	*Austin Peay	35	67	1.91

Date	Opponent	Rush Att.	Rush Yds.	Rush Yards per Att.
11/13/04	*at Eastern Illinois	26	67	2.58
10/6/01	^at Samford	26	67	2.58
10/3/15	Mississippi Valley State	41	68	1.70
10/11/03	*UT Martin	28	69	2.46
9/9/95	West Georgia	21	71	3.38
10/23/20	at Florida International	24	72	3.00
9/20/08	at Chattanooga	22	72	3.27
11/12/05	*at Samford	22	73	3.32
9/6/14	at #13 Chattanooga	41	73	1.78
2/28/21	vs. #23 Tennessee Tech	30	75	2.50
8/26/17	vs. #12 Chattanooga	25	76	3.01
11/11/95	Western Illinois	38	78	2.05
10/9/04	*at UT Martin	27	78	2.89
9/12/09	at Florida State	26	78	3.00
10/4/03	*at Murray State	27	79	2.93
11/8/03	*at Samford	21	79	3.76
3/7/21	*at Tennessee State	31	80	2.58
4/3/21	*at Eastern Illinois	41	81	1.98
10/17/98	^Samford	34	81	2.38
10/22/16	*at Eastern Kentucky	30	81	2.70
10/1/05	*Eastern Kentucky	28	82	2.93
10/5/06	*Murray State	24	82	3.42
11/22/03	*at Southeast Missouri	32	83	2.59
9/18/04	at Chattanooga	36	84	2.33
9/4/04	Emporia State	32	86	2.69
11/19/11	*at Tennessee State	25	87	3.48
10/31/15	*#13 Eastern Kentucky	30	88	2.90
11/21/15	*Murray State	37	88	2.40
11/14/98	^at Southwest Texas	29	88	3.03
9/19/98	Middle Tennessee	42	89	2.12
10/9/10	*at UT Martin	28	89	3.18
11/18/06	*at Eastern Illinois	37	92	2.49
11/14/15	*Southeast Missouri	36	93	2.58
11/30/13	Samford (NCAA First Round)	35	93	2.70
11/8/08	*at Tennessee Tech	31	94	3.03
10/15/11	*at Austin Peay	30	94	3.13
9/21/19	North Alabama	27	95	3.52
10/6/12	*at Tennessee Tech	24	95	4.00
11/3/18	*UT Martin	29	96	3.31
9/28/14	*at Murray State	27	98	3.60
9/26/09	at Nicholls State	37	98	2.65
10/5/02	^Samford	26	98	3.77
9/16/06	*Southeast Missouri	34	98	2.88
10/1/98	^Stephen F. Austin	28	99	3.54
11/8/14	*at #15 Eastern Kentucky	35	100	3.50

* - Ohio Valley Conference Game ^ - Southland Football League Game

2020 JACKSONVILLE STATE FOOTBALL GAME NOTES



JSU ROSTER

No.	Name	Pos.	Ht.	Wt.	Cl.	Hometown/Previous School	No.	Name	Pos.	Ht.	Wt.	Cl.	Hometown/Previous School
0	Jamari Jemison	CB	5-10	160	FR	Birmingham, Ala./Minor HS	61	Jackson Hall	OL	6-1	297	R-FR	Decatur, Ala./Decatur HS
1	Jared Scott	WR	6-6	225	SR	Oak Park, Ill./Prairie View A&M	64	Cade Nayadley	OL	6-4	285	R-FR	Ringgold, Ga./Ringgold HS
1	Nicario Harper	SAF	6-1	180	R-SO	Atlanta, Ga./Southern Miss	65	Michael Shaddix	OL	6-4	295	R-JR	Fort Payne, Ala./Fort Payne HS
2	PJ Wells	WR	6-3	190	R-FR	Rainbow City, Ala./Westbrook Chr HS	69	Treylen Brown	OL	6-3	315	R-FR	Spartanburg, S.C./Fork Union (Va.) Mil.
2	DJ Coleman	DE	6-6	245	JR	Atlanta, Ga./South Atlanta HS	70	Tylan Grable	OL	6-7	260	R-SO	Gordon, Ga./Wilkinson County HS
3	Pat Jackson	RB	5-9	220	JR	Columbus, Miss./Mississippi Delta CC	72	Drew Padgett	OL	6-7	295	FR	Birmingham, Ala./Oak Mountain HS
3	Marshall Clark	LB	6-0	210	R-SO	Munford, Ala./Munford HS	73	Will O'Steen	OL	6-4	260	FR	White Plains, Ala./White Plains HS
4	Trae Barry	TE	6-7	245	SR	Summerville, Ala./Spanish Fort HS	74	Jacob Dennison	OL	6-6	305	FR	Lexington, Ohio/Lexington HS
4	Lemuel Gordon	DE	6-3	288	R-FR	Montgomery, Ala./Carver HS	75	Ye'Majesty Sanders	OL	6-5	297	R-JR	Columbus, Ga./Spencer HS
5	Josh Samuel	RB	5-11	215	R-JR	Greenville, S.C./Western Kentucky	76	PJ Mixon	OL	6-4	290	R-JR	Montgomery, Ala./Western Kentucky
5	Yessman Green	CB	6-2	167	FR	Jacksonville, Ala./Jacksonville HS	78	Jasper Peacock	OL	6-3	270	FR	Mableton, Ga./Pebblebrook HS
6	George Steele	CB	5-10	180	R-SO	Trussville, Ala./Hewitt-Trussville HS	80	Dave Russell III	WR	6-0	203	R-SO	Oxford, Ala./Oxford HS
7	Yul Gowdy	CB	5-9	178	R-JR	Birmingham, Ala./Minor HS	81	Keishon Jackson	WR	6-4	195	FR	Dallas, Ga./Paulding County HS
7	Chance Newman	QB	6-2	215	R-SO	Daphne, Ala./VMI	81	Justin Berry	WR	6-1	170	FR	Anniston, Ala./Wellborn HS
8	Aaron Graham	QB	6-2	165	R-FR	Sandy Springs, Ga./Riverwood HS	82	Braydon Hill	TE	6-4	225	R-FR	Hokes Bluff, Ala./Hokes Bluff HS
8	Markail Benton	LB	6-2	235	R-JR	Phenix City, Ala./Alabama	83	Craig Kinsey	WR	6-1	190	SO	Abbeville, Ala./Abbeville HS
9	Ahmad Edwards	WR	6-1	185	R-SO	Alabaster, Ala./Thompson HS	84	Jacob Jenkins	TE	6-3	220	FR	Birmingham, Ala./Spain Park HS
10	Zion Webb	QB	6-0	200	R-JR	Phenix City, Ala./Central HS	85	Martavious Hollifield	WR	6-0	184	SO	Hoover, Ala./Hoover HS
10	Jacquez Payton	CB	6-1	176	R-JR	Georgiana, Ala./Georgiana HS	86	Logan McVay	WR	5-10	202	R-JR	Demopolis, Ala./Demopolis HS
11	Jayson Jones	WR	5-11	180	FR	Birmingham, Ala./Center Point HS	87	Jack Dawson	P	6-3	185	FR	Sylvania Waters, Australia/Troy
12	Isaiah Montgomery	WR	6-0	207	R-Fr.	Atlanta, Ga./Tennessee	87	Matthew Shaddix	WR	6-1	180	FR	Fort Payne, Ala./Fort Payne HS
12	Umstead Sanders	LB	6-2	247	R-SR	Port St. Joe, Fla./University of Florida	88	Diceson Duck	WR	6-0	175	R-FR	Pell City, Ala./Pell City HS
13	Michael Pettway	WR	5-10	170	R-FR	Alabaster, Ala./Washington State	89	Bryce Troutt	K/P	5-11	175	FR	Alpharetta, Ga./Alpharetta HS
14	Jacquiah Harris	SAF	5-10	180	R-JR	Shorterville, Ala./Abbeville HS	91	Chris Hardie	DL	6-2	260	R-FR	Vincent, Ala./Vincent HS
14	Shariif Brown	QB	6-3	220	R-SO	Stockbridge, Ga./Hutchinson (Kan.) CC	92	Jackson Luttrell	DL	6-3	280	SO	Rainbow City, Ala./Westbrook Christian HS
15	Jamias Presley	CB	5-10	170	R-SO	Opelika, Ala./Opelika HS	93	Dacorrion West	DL	6-3	325	SO	Columbus, Ga./Carver HS
16	Laletia Hale, Jr.	LB	6-0	210	R-FR	Montgomery, Ala./Carver HS	94	Cole Porch	K/P	6-0	200	FR	Sylacauga, Ala./Sylacauga HS
17	Marco Baker	CB	6-1	175	FR	Terry, Miss./Terry HS	95	Robert Johnson	DL	6-0	280	FR	Carrollton, Ga./Carrollton HS
17	Kam White	WR	6-1	190	R-SO	Rome, Ga./Coosa HS	99	Anthony Nesby	DL	6-1	315	R-SO	Atlanta, Ga./South Atlanta HS
18	Malik Feaster	CB	6-0	185	JR	Toccoa, Ga./Stephens County HS							
18	Cade Meeks	WR	6-2	180	FR	Ooltewah, Tenn./East Hamilton HS							
19	Quan Charleston	WR	6-0	198	R-JR	Linden, Ala./Linden HS							
20	Uriah West	RB	6-0	225	JR	Douglasville, Ga./Douglas County HS							
21	Demarco Price	CB	5-10	173	R-SO	Douglasville, Ga./Douglas County HS							
22	Taj Stewart	LB	6-4	247	R-SR	Marietta, Ga./South Alabama							
23	Kolbi Fuqua	SAF	6-3	212	R-SO	Cordova, Ala./Auburn University							
24	Darrian Meads	RB	5-10	200	FR	Hokes Bluff, Ala./Hokes Bluff HS							
26	Rontarius Wiggins	RB	5-11	170	FR	Jacksonville, Ala./Jacksonville HS							
27	Kaleb Jones	RB	6-0	190	FR	Collinsville, Ala./Collinsville HS							
27	Robert Edwards	CB	6-0	170	JR	Forestville, Md./Dodge City (Kan.) CC							
28	Stevonte Tullis	LB	6-0	205	R-JR	Dothan, Ala./Ashford HS							
28	CJ Felder	RB	5-8	185	R-FR	Hiram, Ala./Hiram, HS							
29	Josh Richard	WR	5-9	161	FR	Gadsden, Ala./Gadsden City HS							
30	Jaylen Swain	DE	5-10	235	FR	Oxford, Ala./Oxford HS							
31	Hudson Petty	SAF	6-1	200	R-FR	Whitwell, Tenn./Whitwell HS							
32	Drew Tejchman	SAF	5-11	195	R-JR	Acworth, Ga./UNLV							
34	Jaivian Willis	DB	6-0	190	R-FR	Pleasant Grove, Ala./Pleasant Grove HS							
35	Ricky Samuel	DL	6-3	300	R-FR	Brewton, Ala./Troy University							
36	Deco Wilson	SAF	6-1	195	FR	Talladega, Ala./Talladega HS							
37	Phillip Hopkins	DE	6-2	245	SO	Montgomery, Ala./Robert E. Lee HS							
38	Tristan Wells	LB	5-10	212	R-FR	Talladega, Ala./Talladega HS							
39	Kyle Holt	DE	6-3	255	SO	Mableton, Ga./Whitefield Academy							
40	Ashton Gullledge	DB	5-11	186	FR	Hokes Bluff, Ala./Hokes Bluff HS							
41	Markeyce Troutman	DE	6-4	230	R-SO	Butler, Ga./Taylor County HS							
42	Branson Hall	LB	6-2	220	FR	Marietta, Ga./Kell HS							
43	Thomas Peterson	LS	6-4	245	R-FR	Mequon, Wis./Northern Illinois							
44	Corey Lee	DB	5-11	185	JR	Pinson, Ala./Dodge City (Kan.) CC							
46	Crawford Doyle	SAF	5-10	185	R-FR	Homewood, Ala./Homewood HS							
47	Alen Karajic	K	6-5	205	FR	Ooltewah, Tenn./East Hamilton HS							
47	John Chisem	DB	5-9	160	JR	Pleasant Grove, Ala./Pleasant Grove HS							
48	Luke Jackson	DB	5-11	175	R-FR	Jacksonville, Ala./Jacksonville HS							
50	Javarius Hoskins	DE	6-4	260	FR	Tuscaloosa, Ala./Paul Bryant HS							
52	Josh Wegener	OL	6-3	305	R-JR	Algona, Iowa/Nebraska							
55	Nahum Horton	DL	6-3	295	R-SR	Centre, Ala./Cherokee County HS							
56	Cam Hill	OL	6-1	305	JR	Montgomery, Ala./Robert E. Lee HS							
58	Tyrese Slocum, Jr.	OL	6-4	295	R-JR	Memphis, Tenn./Ridgeway HS							
60	Zack Cangelosi	OL	6-3	290	R-JR	Harvest, Ala./Sparkman HS							

Coaching Staff

Position	Name	In-Game
Head Coach	John Grass	Sidelines
Assistant Head Coach/OC/RBs	Jimmy Ogle	Press Box
Associate Head Coach/DC/Safeties	Kelvin Sigler	Press Box
Linebackers	Josh Linam	Sidelines
Defensive Line	Greg Stewart	Sidelines
Passing Coord./Offensive Line	Kevin Revis	Sidelines
Outside LBs/Special Teams Coord.	Maxwell Thurmond	Sidelines
Pass Defense Coord./Cornerbacks	Owen Kilgore	Sidelines
Tight Ends/Recruiting Coordinator	J.R. Sandlin	Sidelines
Passing Coord./Wide Receivers	Cody Wells	Press box
Quarterbacks	Tyler Allen	Sidelines

JSU Pronunciation Guide

0-ju-MARR-ee Jemison	32-Drew TECH-munn
1-nuh-CAR-ee-oh Harper	36-DEE-coe Wilson
4-LEMM-yoo-ell Gordon	41-mar-KEESE Troutman
5-YESS-mun Green	47-Allen kuh-RAH-jick
7-YOOL GOW-dee	50-juh-VARE-ee-us Hoskins
8-mar-KAIL Benton	52-Josh WEGG-uh-nerr
9-uh-MODD Edwards	55-NAY-humm Horton
10-ZYE-ohn Webb	58-Tyrese SLOW-cumm
12-UMM-sted Sanders	60-Zack can-juh-LOW-see
15-juh-MYE-us Presley	64-Cade nay-ADD-lee
16-luh-LAY-tee-uh Hale	70-TIE-lunn GRAY-bull
18-muh-LEEK Feaster	75-yuh-MAJ-uh-stee Sanders
19-QUONN Charleston	81-KEY-shonn Jackson
20-you-RYE-uh West	92-Jackson LUTT-trell
23-Kolbi FOO-quay	93-duh-CORR-ee-on West
24-DARE-ee-unn Meads	Head Coach John GRAHSS
28-stuh-VONN-tay Tullis	



Jacksonville State vs. FCS First Round Depth Chart • April 24, 2021

Jacksonville State Offense					
QB	10	Zion Webb	6-0	200	R-Jr.
	8	AC Graham	6-2	165	R-Fr.
LT	70	Tylan Grable	6-7	260	R-So.
	74	Jacob Dennison	6-6	305	Fr.
LG	56	Cam Hill	6-1	305	Jr.
	69	Treylen Brown	6-3	315	R-Fr.
C	60	Zack Cangelosi	6-3	290	R-Jr.
	58	Tyrese Slocum, Jr.	6-4	295	R-Fr.
RG	52	Josh Wegener	6-3	305	R-Jr.
	64	Cade Nayadley	6-4	285	R-Fr.
RT	65	Michael Shaddix	6-4	295	R-Jr.
	75	Ye'Majesty Sanders	6-5	297	R-Fr.
TE	4	Trae Barry	6-7	245	Sr.
	82	Braydon Hill	6-4	225	R-Fr.
RB	20	Uriah West	6-0	225	Jr.
	5	Josh Samuel	5-11	215	R-Jr.
WR	80	Dave Russell III	6-0	203	R-So.
	14	Jared Scott	6-6	225	Sr.
WR	86	Logan McVay	5-10	202	R-Jr.
	13	Michael Pettway	5-10	170	R-Fr.
WR	9	Ahmad Edwards	6-1	185	R-So.
	19	Quan Charleston	6-0	198	R-Fr.

Jacksonville State Defense					
BAN	2	DJ Coleman	6-6	245	Jr.
	30	Jaylen Swain	5-10	235	Fr.
NT	99	Anthony Nesby	6-1	315	R-So.
	93	Dacorrion West	6-3	325	So.
DT	4	Lemuel Gordon	6-3	288	R-Fr.
	92	Jackson Luttrell	6-3	280	So.
DE	12	Umstead Sanders	6-2	247	R-Sr.
	91	Chris Hardie	6-2	260	R-Fr.
NICK	28	Stevonte Tullis	6-0	205	R-Jr.
	31	Hudson Petty	6-1	200	R-Fr.
MLB	3	Marshall Clark	6-0	210	R-So.
	16	Laletia Hale, Jr.	6-0	210	R-Fr.
WLB	8	Markail Benton	6-2	235	R-Jr.
	38	Tristan Wells	5-10	212	R-Fr.
CB	10	Jacquez Payton	6-1	176	R-Jr.
	15	Jamias Presley	5-10	170	R-So.
SS	14	Jeremiah Harris	5-10	180	R-Jr.
	32	Drew Teichman	5-11	195	R-Jr.
FS	1	Nicario Harper	6-1	180	R-So.
	31	Hudson Petty	6-1	200	R-Fr.
CB	6	George Steele	5-10	180	R-So.
	17	Marco Baker	6-1	175	Fr.

Jacksonville State Special Teams					
P	87	Jack Dawson	6-3	185	Fr.
PK	47	Alen Karajic	6-5	205	Fr.
KO	47	Alen Karajic	6-5	205	Fr.
KOR	19	Quan Charleston	6-0	198	R-Jr.
	13	Michael Pettway	5-10	170	R-Fr.
PR	19	Quan Charleston	6-0	198	R-Jr.
LS	43	Thomas Peterson	6-4	245	R-Fr.
HOLD	89	Bryce Troutt	5-11	175	Fr.

JSU Pronunciation Guide

0-ju-MARR-ee Jemison	47-Allen kuh-RAH-jick
1-nuh-CAR-ee-oh Harper	50-juh-VARE-ee-us Hoskins
4-LEMM-yoo-ell Gordon	52-Josh WEGG-uh-nerr
5-YESS-mun Green	53-NAY-humm Horton
7-YOOL GOW-dee	58-Tyrese SLOW-cumm
8-mar-KAIL Benton	60-Zack can-juh-LOW-see
9-uh-MODD Edwards	64-Cade nay-ADD-lee
10-ZYE-ohn Webb	70-TIE-lunn GRAY-bull
12-UMM-sted Sanders	75-yuh-MAJ-uh-stee Sanders
15-juh-MYE-us Presley	81-KEY-shonn Jackson
16-luh-LAY-tee-uh Hale	92-Jackson LUTT-trell
18-muh-LEEK Feaster	93-duh-CORR-ee-on West
19-QUONN Charleston	Head Coach John GRAHSS
20-you-RYE-uh West	
23-Kolbi FOO-quay	
24-DARE-ee-unnn Meads	
28-stuh-VONN-tay Tullis	
32-Drew TECH-munn	
36-DEE-coe Wilson	
41-mar-KEESE Troutman	

2020/21 STARTING LINEUPS

OFFENSE	TE	WR	LT	LG	C	RG	RT	QB	RB	WR	WR
at Florida State	Barry	Charleston	Mixon	C. Hill	Cangelosi	Shaddix	Y. Sanders	Cooper	U. West	D. Russell	L. Rice (TE)
Mercer	Rice	Charleston	Mixon	C. Hill	Cangelosi	Shaddix	Y. Sanders	Cooper	J. Samuel	D. Russell	McVay
at North Alabama	Barry	J. Scott	Grable	C. Hill	Cangelosi	Mixon	Shaddix	Cooper	J. Samuel	D. Russell	J. Jones
at FIU	Rice	Charleston	Mixon	C. Hill	Cangelosi	Shaddix	Wegener	Cooper	J. Samuel	D. Russell	McVay
Tennessee Tech	Barry	A. Edwards	Grable	C. Hill	Cangelosi	Wegener	Shaddix	Webb	J. Samuel	D. Russell	McVay
at Tennessee State	B. Hill	A. Edwards	Grable	C. Hill	Cangelosi	Wegener	Shaddix	Webb	U. West	D. Russell	Pettway
at UT Martin	B. Hill	A. Edwards	Grable	C. Hill	Cangelosi	Wegener	Y. Sanders	Webb	U. West	D. Russell	J. Jenkins (TE)
Southeast Missouri	Barry	A. Edwards	Grable	C. Hill	Cangelosi	Wegener	Y. Sanders	Webb	U. West	D. Russell	McVay
Austin Peay	Barry	A. Edwards	Grable	C. Hill	Cangelosi	Wegener	Y. Sanders	Webb	U. West	J. Samuel-RB	McVay
at Eastern Illinois	B. Hill	A. Edwards	Grable	C. Hill	Cangelosi	Wegener	Y. Sanders	Webb	J. Samuel	D. Russell	McVay
at Murray State	Barry	A. Edwards	Grable	C. Hill	Cangelosi	Wegener	Y. Sanders	Webb	U. West	D. Russell	McVay
DEFENSE	DE	DL	DL	DE	NICK	MLB	WLB	CB	SAF	SAF	CB
at Florida State	Coleman	D. West	Luttrell	U. Sanders	Fuqua	Woodard	M. Clark	Gowdy	J. Harris	N. Harper	J. Payton
Mercer	Coleman	Gordon	R. Johnson	U. Sanders	Fuqua	L. Hale	M. Clark	Gowdy	H. Petty	D. Joiner	J. Payton
at North Alabama	Coleman	R. Samuel	R. Johnson	U. Sanders	Fuqua	Woodard	M. Clark	Gowdy	D. Joiner	N. Harper	J. Payton
at FIU	Coleman	R. Johnson	Hardie	U. Sanders	Fuqua	Woodard	M. Clark	Gowdy	D. Joiner	N. Harper	Feaster
Tennessee Tech	Coleman	R. Johnson	Gordon	U. Sanders	Fuqua	Woodard	M. Clark	Feaster	J. Harris	N. Harper	Jemison
at Tennessee State	Coleman	Nesby	Gordon	U. Sanders	Fuqua	Woodard	M. Clark	J. Payton	J. Harris	N. Harper	Jemison
at UT Martin	Coleman	Nesby	Gordon	U. Sanders	Fuqua	Woodard	M. Clark	J. Payton	J. Harris	N. Harper	Steele
Southeast Missouri	Coleman	D. West	Gordon	U. Sanders	Tullis	M. Clark	Benton	J. Payton	J. Harris	N. Harper	Steele
Austin Peay	Coleman	D. West	Gordon	U. Sanders	Tullis	M. Clark	Benton	J. Payton	J. Harris	N. Harper	Steele
at Eastern Illinois	Coleman	Nesby	Gordon	U. Sanders	Tullis	M. Clark	Benton	J. Payton	Tejchman	N. Harper	Steele
at Murray State	Coleman	Nesby	Gordon	U. Sanders	Tullis	M. Clark	Benton	J. Payton	J. Harris	N. Harper	Steele

SEASON/CAREER GAMES STARTED

OFFENSE	20	19	18	17	TOT	CONS
4-Trae Barry, TE, Sr.	6	5	6	3	20	1
60-Zack Cangelosi, OL, R-Jr.	11	-	-	-	11	11
19-Quan Charleston, WR, R-Jr.	3	-	-	-	3	-
6-Zerrick Cooper, QB, R-Sr.	4	12	13	-	29	-
9-Ahmad Edwards, WR, R-So.	7	-	-	-	7	7
70-Tylan Grable, OL, R-Jr.	8	-	-	-	8	7
82-Braydon Hill, TE, R-Fr.	3	-	-	-	3	-
56-Cam Hill, OL, Jr.	11	5	-	-	16	14
84-Jacob Jenkins, TE, Fr.	1	-	-	-	1	-
11-Jayson Jones, WR, Fr.	1	-	-	-	1	-
86-Logan McVay, WR, Jr.	6	-	-	-	6	2
76-PJ Mixon, OL, R-Jr.	4	11	-	-	15	-
13-Michael Pettway, WR, Fr.	2	-	-	-	2	-
80-Dave Russell, WR, R-Jr.	10	-	-	-	10	2
5-Josh Samuel, RB, Jr.	6	-	-	-	6	-
75-Ye' Majesty Sanders, OL, R-Jr.	7	11	-	-	18	5
14-Jared Scott, WR, R-Sr.	1	-	-	-	1	-
65-Michael Shaddix, OL, R-Jr.	6	11	5	-	22	-
58-Tyrese Slocum, OL, R-Jr.	-	7	1	-	8	-
10-Zion Webb, QB, R-Jr.	7	-	-	-	7	7
53-Josh Wegener, OL, R-Jr.	8	-	-	-	8	8
20-Uriah West, RB, Jr.	6	-	-	-	6	1
DEFENSE	20	19	18	17	TOT	CONS
8-Markail Benton, LB, Jr.	4	-	-	-	4	4
19-Marshall Clark, LB, R-So.	11	2	-	-	13	11
12-DJ Coleman, DE, Jr.	11	11	-	-	22	11
18-Malik Feaster, CB, Jr.	2	9	5	-	16	-
23-Kolbi Fuqua, SAF, So.	7	-	-	-	7	-
90-Lemuel Gordon, DL, R-Fr.	8	-	-	-	8	7
7-Yul Gowdy, CB, R-Jr.	4	12	12	-	28	-
14-Laletia Hale, LB, R-Fr.	1	-	-	-	1	-
91-Chris Hardie, DL, R-Fr.	1	-	-	-	1	-
1-Nicario Harper, SAF, R-So.	10	-	-	-	10	9
14-Jeremiah Harris, SAF, R-Jr.	7	1	-	-	8	1
39-Kyle Holt, DE, So.	-	2	-	-	2	-
0-Jamari Jemison, CB, Fr.	2	-	-	-	2	-
95-Robert Johnson, DL, Fr.	4	-	-	-	4	-
92-Jackson Luttrell, DL, So.	1	1	-	-	2	-
99-Anthony Nesby, DL, R-So.	4	-	-	-	4	2
10-Jacquez Payton, CB, Jr.	9	-	12	6	27	6
31-Hudson Petty, SAF, R-Fr.	1	-	-	-	1	-
35-Ricky Samuel, DL, R-Fr.	1	-	-	-	1	-
12-Umstead Sanders, DE, Sr.	11	-	-	-	11	11
6-George Steele, CB, R-Jr.	5	1	-	-	6	5
32-Drew Tejchman, SAF, R-Jr.	1	-	-	-	1	-
28-Stevonte Tullis, NICK, R-Jr.	4	-	-	-	4	4
93-Dacorrion West, DL, So.	3	1	-	-	4	-

JSU LONG PLAYS (20 YARDS OR MORE)

GAME	RUSH (13)	PASS (31)	RETURN (9)
at Florida State	Josh Samuel (20-TD)	Cooper to McVay (41) Cooper to Barry (29) Cooper to U. West (28)	
MERCER	Pat Jackson (28) Josh Samuel (21)	Cooper to Barry (38) Cooper to Barry (20)	Nicario Harper (FUM - 64 - TD) Yul Gowdy (KO - 40)
at North Alabama		Cooper to Barry (40) Cooper to Barry (32) Cooper to McVay (25) Cooper to Barry (23)	
at Florida International	Uriah West (33) Josh Samuel (21)	Cooper to Edwards (24) Cooper to Edwards (22) Webb to Samuel (21) Webb to West (21)	
vs Tennessee Tech	Uriah West (66)	Webb to Russell (42)	Michael Pettway (KR-35) Jamari Jemison (KR-22)
at Tennessee State	Josh Samuel (26)	Webb to West (54-TD) Webb to Pettway (30) Webb to Russell (29-TD) Webb to West (27)	Jamari Jemison (KR-25)
at UT Martin		Webb to Russell (67) Webb to Edwards (39-TD) Webb to Montgomery (30)	Michael Pettway (KR-36)
vs Southeast Missouri	Josh Samuel (23)	Webb to Samuel (54-TD) Webb to Barry (37) Webb to Pettway (28)	Michael Pettway (KR-23)
vs Austin Peay		Webb to Samuel (48)	Michael Pettway (KR-28)
at Eastern Illinois	Josh Samuel (64) Zion Webb (40) Josh Samuel (29)	Webb to Charleston (44) Webb to Edwards (44) Webb to Scott (27) Webb to Edwards (26-TD)	Hudson Petty (FR-22-TD)
at Murray State	Pat Jackson (24) Uriah West (22)	Webb to Barry (39) Webb to Barry (39)	

JAX STATE LONGEST PLAYS OF THE YEAR

Rush: 66, Uriah West vs Tennessee Tech (Feb. 28)
 Rushing Touchdown: 20, Josh Samuel at Florida State (Oct. 3)
 Pass: 67, Zion Webb to Dave Russell at UT Martin (March 14)
 Passing Touchdown: 54, Zion Webb to Uriah West at Tennessee State (March 7)
 54, Zion Webb to Josh Samuel vs SE Missouri (March 21)
 Punt Return: 14, Jayson Jones vs Tennessee Tech (Feb. 28)
 Kick Return: 40, Yul Gowdy vs Mercer (Oct. 10)
 Interception: 13, Kolbi Fuqua at Florida State (Oct. 3)
 Fumble Return: 64, Nicario Harper vs Mercer (Oct. 10)
 Punt: 61, Preston Knight at Florida State (Oct. 3)
 Field Goal: 46, Alen Karajic at Eastern Illinois (April 3)

OPPONENT LONGEST PLAYS OF THE YEAR

Rush: 35, Devon Starling at Tennessee State (March 7)
 Rushing Touchdown: 15, La'Damian Webb at Florida State (Oct. 3)
 Pass: 67, Harry Woodberry to Robbie Lofton at Eastern Illinois (April 3)
 Passing TD: 58, Isaiah Green to Cam Wyche at Tennessee State (March 7)
 Punt Return: 39, B. Singleton at Florida International (Oct. 23)
 Kick Return: 100, Deondre Johnson vs Mercer (Oct. 10)
 Interception Return: 16, Kam Ruffin vs Austin Peay (March 28)
 Fumble Return: 63, Christian Watson vs Tennessee Tech (Feb. 28)
 Punt: 69, T. Heatherly at FIU (Oct. 23) & D. Witherspoon at Murray St (April 11)
 Field Goal: 47, Antonio Zita at Tennessee State (March 7)



THE LAST TIME A JSU TEAM...

Had 20 or more first downs...at Murray State on April 11, 2021 (23)
Had 25 or more first downs...at Florida International on Oct. 23, 2020 (26)
Had 30 or more first downs...at Murray State on Oct. 27, 2018 (30)
Had 35 or more first downs...vs Austin Peay on Nov. 1, 2014 (36)
Had 500 yards rushing...vs. Charleston Southern on Dec. 11, 2015 (53-506/6 TD)
Had 400 yards rushing...vs. Charleston Southern on Dec. 11, 2015 (53-506/6 TD)
Had 300 yards rushing...at Eastern Kentucky on Oct. 6, 2018 (49-353/3 TD)
Had 70 or more rushing attempts...vs Jacksonville on Sept. 7, 2013 (70)
Had 65 or more rushing attempts...at Murray State on Sept. 27, 2014 (67-382)
Had 60 or more rushing attempts...vs. Sam Houston St on Dec. 19, 2015 (61-360/6 TD)
Had 50 or more rushing attempts...at UT Martin on March 14, 2021 (53-212/2 TD)
Had 7 or more rushing TD's...vs. Miss. Valley St. on Sept. 8, 2018 (8)
Had 6 or more rushing TD's...vs. Miss. Valley St. on Sept. 8, 2018 (8)
Had 5 or more rushing TD's...vs. Miss. Valley St. on Sept. 8, 2018 (8)
Had 4 or more rushing TD's...vs Chattanooga on Sept. 7, 2019 (4)
Had 450 yards passing...at Eastern Kentucky on Nov. 4, 2010 (465)
Had 400 yards passing...at Southeastern Louisiana on Aug. 29, 2019 (414)
Had 350 yards passing...at Tennessee Tech on Nov. 9, 2019 (352)
Had 300 yards passing...Eastern Kentucky on Nov. 23, 2019 (311)
Had 50 pass attempts...vs Southeast Missouri on Oct. 19, 2019 (52)
Had 40 pass completions...at Southeastern Louisiana on Aug. 29, 2019 (40)
Had 30 pass completions...Eastern Kentucky on Nov. 23, 2019 (35)
Had 6 TD's passing...at UT Martin on Nov. 3, 2012 (6)
Had 5 TD's passing...at Eastern Kentucky on Oct. 6, 2018 (5)
Had 4 TD's passing...at Kennesaw State on Nov. 17, 2018 (4)
Had 3 TD's passing...at Tennessee State on March 7, 2021 (3)
Scored 70 points...vs. Miss. Valley St. on Sept. 8, 2018 (71)
Scored 60 points...vs. Miss. Valley St. on Sept. 8, 2018 (71)
Scored 50 points...at Kennesaw State on Nov. 17, 2018 (52)
Scored 40 points...at Eastern Illinois on April 3, 2021 (44)
Scored 24 points in a quarter...vs Mercer on Oct. 10, 2020 (24 in 2nd quarter) won game 34-28
Scored 30 points in a quarter...vs Tennessee Tech on Oct. 25, 2014 (35 in 2nd quarter) won game 49-3
Had 90 total plays...at Kennesaw State on Nov. 17, 2018 (91)
Had 80 total plays...at Florida International on Oct. 23, 2020 (81)
Had 600 yards total offense...at Eastern Kentucky on Oct. 6, 2018 (637)
Had 350 yards total offense in a half...at Tennessee Tech on Nov. 9, 2019 (40-359 in second half)
Had 300 yards total offense in a half...at Eastern Illinois on April 3, 2021 (28-301 in second half)
Had 300 yards total offense in each half...vs. Miss. Valley St. on Sept. 8, 2018 (40-324 in first half, 43-330 in second half)
Had 200 yards total offense in a quarter...at UT Martin on March 14, 2021 (25-227 in second quarter - scored 20 points)
Did not commit a turnover...at Murray State on April 11, 2021
Had 100 yard receiver...at Murray State on April 11, 2021 (Trae Barry, 4-101/1 TD)
Had 200 yard receiver...at UT Martin on Nov. 3, 2012 (Alan Bonner, 10-235/5 TD)
Had two 100 yard receivers...at Maine on Dec. 1, 2018 (Jamari Hester, 125 & Trae Barry, 102)
Had 10 or more receivers catch a pass...at Eastern Illinois on April 3, 2021 (10)
Had a 100 yard rusher...at Eastern Illinois on April 3, 2021 (Josh Samuel, 12-130/1 TD)
Had two 100 yard rushers...at Florida International on Oct. 23, 2020 (Josh Samuel, 25-163/1 TD; Uriah West, 24-116/0 TD)
Had three 100 yard rushers...vs Jacksonville on Sept. 7, 2013 - Troymaine Pope (16-160); Miles Jones (20-138); Eli Jenkins (15-128); DaMarcus James (12-105)
Had four 100 yard rushers...vs Jacksonville on Sept. 7, 2013 - Troymaine Pope (16-160); Miles Jones (20-138); Eli Jenkins (15-128); DaMarcus James (12-105) ****NCAA RECORD**
Returned punt for a TD...at Liberty on Sept. 24, 2016 (Josh Barge, 75 yards)
Returned kickoff for a TD...at Austin Peay on Oct. 7, 2017 (De'Marcus Flowers, 87 yds)
Returned an INT for TD...at Florida State on Oct. 3, 2030 (Kolbi Fiqua, 13 yds in 1st QTR)
Returned two INTs for TD...at Tennessee State on Nov. 10, 2018 (Jalen Choice, 54 yds in 4th QTR and Yul Gowdy, 15 yds in 4th QTR)
Returned Three INTs for TD...at Eastern Kentucky on Oct. 22, 2016 (Joel McCandless, 41 yds in 2nd QTR; Jaylen Hill, 60 yds in 2nd QTR; Reggie Hall, 88 yds in 4th QTR)
Returned fumble for TD...at Eastern Illinois on April 3, 2021 (Hudson Petty, 22 yards, 2nd quarter)
Returned a blocked punt for TD...vs Georgia State on Sept. 17, 2011 (Clarence Jackson, 34 yards)
Returned a blocked field goal for TD...vs. Tennessee State on Nov. 15, 2008 (Andrew Ridgeway, 72 yds.)

Returned an INT for TD in consecutive games...vs UT Martin on Nov. 3, 2018 (Q uan Stoudemire, 10); at Tennessee State on Nov. 10, 2018 (Jalen Choice, 54)
Returned an INT for TD in THREE consecutive games...at Eastern Illinois, Nov. 18, 2006 (Kenny Brown, 83); at Alabama State on Sept. 1, 2007 (T.J. Heath, 18); vs Chattanooga on Sept. 8, 2007 (Drew Robinson, 45)
Returned an INT for TD in FOUR consecutive games...vs Samford on Nov. 11, 2006 (Craig Agee, 16); at Eastern Illinois, Nov. 18, 2006 (Kenny Brown, 83); at Alabama State on Sept. 1, 2007 (T.J. Heath, 18); vs Chattanooga on Sept. 8, 2007 (Drew Robinson, 45) ****NCAA RECORD**
Blocked a punt...vs Mercer on Oct. 10, 2020 (Jaylen Swain/2nd QTR)
Blocked TWO punts...at Murray State on Sept. 29, 2007 (Taurean Rhetta-2)
Faked a Punt...vs Murray State on Sept. 28, 2013 (2nd Quarter)
Did not Punt in game...at Southeast Missouri on Nov. 22, 2014
Blocked a field goal...vs Tennessee Tech on Feb. 28, 2021 (Umstead Sanders - 3rd Qtr)
Blocked two field goals...vs Southeast Missouri on Oct. 28, 2017 (Marlon Bridges and Randy Robinson - 2nd Quarter and 4th Quarter)
Blocked a PAT...at Maine on Dec. 1, 2018 (Randy Robinson)
Missed a PAT...at Eastern Illinois on April 3, 2021 (Alen Karajic)
Had a PAT blocked...at Eastern Illinois on April 3, 2021
Scored on a Fake FG...vs Tennessee State on Oct. 21, 2006 (Taurean Rhetta, 24 yard run)
Had a punt blocked...vs. Coastal Carolina on Sept. 17, 2016 (2nd Quarter)
Had a field goal blocked...at Eastern Illinois on April 2, 2021
Was held scoreless...at #7 Florida Nov. 17, 2012 (23-0)
Was held scoreless at JSU Stadium...vs Troy State Nov. 18, 2000 (28-0)
Held an opponent scoreless...vs. Miss. Valley St. on Sept. 8, 2018 (71-0)
Held an opponent scoreless at JSU Stadium...vs. Miss. Valley St. on Sept. 8, 2018 (71-0)
Held an opponent to 10 first downs...vs. SE Missouri on March 21, 2021 (10)
Held an opponent to 300 yards total offense...vs. Austin Peay on March 28, 2021 (82-238)
Held an opponent to 200 yards total offense...vs. SE Missouri on March 21, 2021 (63-144)
Held an opponent to 150 yards total offense...vs. SE Missouri on March 21, 2021 (63-144)
Held an opponent to 100 yards total offense...vs Tenn State on Nov. 16, 2017 (50-97)
Held an opponent to 100 yards rushing...at Murray State on April 11, 2021 (21-28)
Held an opponent to 50 yards rushing...at Murray State on April 11, 2021 (21-28)
Held an opponent to 0 yards rushing...vs. Miss. Valley St. on Sept. 8, 2018 (24- (-8))
Held an opponent to 100 yards passing...at Florida International on Oct. 23, 2020 (7-19-0 for 84 yards and 1 TD)
Held an opponent to 50 yards passing...vs Austin Peay on Nov. 1, 2014 (8-21-1 for 31 yards and 0 TD)
Forced 6 Turnovers...at #25 Tennessee State on Oct. 11, 2014 (4 INT/2FR)
Recovered 5 fumbles...West Georgia on Sept. 7, 1996 (5)
Recovered 4 fumbles...at Nicholls State on Sept. 21, 2002 (4)
Recovered 3 fumbles...vs. Tennessee State on Oct. 5, 2019 (3)
Intercepted 5 passes...at Eastern Kentucky on Oct. 22, 2016 (5)
Intercepted 4 passes...at Eastern Kentucky on Oct. 22, 2016 (5)
Held an opponent without a TD...vs. SE Missouri on March 21, 2021
Held an opponent without an offensive TD...vs. SE Missouri on March 21, 2021
Scored an offensive 2-point conversion...at Kennesaw State on Nov. 17, 2018 (Zerrick Cooper pass to Josh Pearson in 3rd OT)
Scored a defensive 2-point conversion...vs Southwest Texas State on Nov. 14, 1998
Had 10 or more penalties...vs. Austin Peay on March 28, 2021 (18-126)
Had 15 or more penalties...vs. Austin Peay on March 28, 2021 (18-126)
Had 100 Penalty yards...vs. Austin Peay on March 28, 2021 (18-126)
Had no penalties...vs Chattanooga on Sept. 8, 2007
Had 35 minutes time of possession...at Fla International on Oct. 23, 2020 (42:16)
Had 40 minutes time of possession...at Fla International on Oct. 23, 2020 (42:16)
Played an overtime game...at Kennesaw State on Nov. 17, 2018 (L, 60-52 - 5 OT)
Scored on first play from scrimmage...vs. Eastern Kentucky Sept. 27, 2003 (Marcus Mitchell one-yard run)
Scored on first play of the game...vs Samford on Nov. 11, 2006 Craig Agee, 17 yard Interception return on first play of game en route to 55-10 win
Scored a defensive TD on opponents first two drives of the game...vs UT Martin on Oct. 3, 2009 (T.J. Heath 26-yard INT return with 13:30; T.J. Heath 55-yard INT return with 8:55 left in first quarter en route to 52-7 win)
Scored a safety...vs Tennessee State on Nov. 16, 2017 (4th Qtr - Jonathan Hagler sack)
Both teams scored a safety...vs North Alabama on Sept. 14, 2013 (UNA-2nd quarter; JSU-4th Quarter)

THE LAST TIME A JSU PLAYER...

Rushed 30 times in a game.....DaMarcus James vs Southeast Missouri on Nov. 23, 2013 (35 carries for 206 yards and 3 TDs)
Rushed for 200 yards in a game.....Troymaine Pope vs Charleston Southern on Dec. 11, 2015 (16 carries for 250 yards and 3 TDs)
Rushed for 150 yards in a game.....Josh Samuel at Florida International on Oct. 23, 2020 (25 carries for 163 yards and 1 TD)
Had four 100 yard rushers...vs Jacksonville on Sept. 7, 2013 - Troymaine Pope (16-160); Miles Jones (20-138); Eli Jenkins (15-128); DaMarcus James (12-105) ****NCAA RECORD**
Had three 100 yard rushers...vs Southeast Missouri on Nov. 23, 2013 - DaMarcus James (35-206/3 TD); Eli Jenkins (13-124/1 TD); Troymaine Pope (6-102/2 TD)
Had two 100 yard rushers...at Florida International on Oct. 23, 2020 (Josh Samuel, 25-163/1TD; Uriah West, 24-116/0 TD)
Rushed for 100 yards in eight straight games.....Clay Green, 2005
Rushed for 100 yards in seven straight games...Clay Green, 2005
Rushed for 100 yards in six straight games.....Clay Green, 2005
Rushed for 100 yards in five straight games.....Clay Green, 2005
Rushed for 100 yards in four straight games.....Washaun Ealey, 2011
Rushed for 100 yards in three straight games.....Josh Clemons, 2016 (110 vs Tenn Tech, 143 vs Austin Peay, 149 at Eastern Kentucky)
Rushed for 100 yards in consecutive games.....Uriah West, 2020 (116 at Florida International, 106 vs Tennessee Tech)
Rushed for 150 yards in consecutive games.....Troymaine Pope, 2015 (234 vs. UTC, 250 vs. Charleston Southern, 181 vs. Sam Houston State)
Rushed for 150 yards in three-straight games.....Troymaine Pope, 2015 (234 vs. UTC, 250 vs. Charleston Southern, 181 vs. Sam Houston State)
Rushed for 200 yards in consecutive games.....Troymaine Pope, 2015 (234 vs. UTC, 250 vs. Charleston Southern)
Rushed for five or more TDs in a game....DaMarcus James at Austin Peay on Nov. 2, 2013 (5)
Rushed for four or more TDs in a game....Eli Jenkins vs. UT Martin on Nov. 19, 2016 (4)
Rushed for three or more TDs in a game....Uriah West vs. Miss. Valley St. on Sept. 8, 2018 (3)
Rushed for three or more TDs in consecutive games.....Troymaine Pope, 2015 (3 vs UTC, 3 vs Charleston Southern)
Rushed for three or more TDs in three-straight games.....DaMarcus James, 2013
Rushed for three or more TDs in a Quarter.....DaMarcus James at Austin Peay on Nov. 2, 2013 (5) (3 in 2nd Quarter)
Had 5 players rush for a TD in a game....vs. Miss. Valley St. on Sept. 8, 2018 (Uriah West-3, Michael Matthews-2, Jaelen Greene-1, Austin Kinsey-1, Zerrick Cooper-1)
Passed for 400 yards in a game.....Zerrick Cooper at Southeastern Louisiana on Aug. 29, 2019 (414 yds)
Passed for 300 yards in a game.....Zerrick Cooper Eastern Kentucky on Nov. 23, 2019 (311 yards/3 TD)
Attempted 50 passes in a game.....Zerrick Cooper vs SE Missouri on Oct. 19, 2019 (52)
Attempted 40 passes in a game.....Zerrick Cooper at Tennessee Tech on Nov. 9, 2019 (28-41-1/3 TD)
Threw six TDs in a game.....Marques Ivory at UT Martin on Nov. 3, 2012 (6)
Threw five TDs in a game.....Marques Ivory at UT Martin on Nov. 3, 2012 (6)
Threw four TDs in a game.....Zerrick Cooper at Kennesaw State on Nov. 17, 2018 (4)
Threw four TDs in consecutive games.....Ryan Perrilloux vs UT Martin on Oct. 3, 2009 (4); vs Nicholls State on Sept. 26, 2009 (4)
Threw three TDs in a game...Zion Webb at UT Martin on March 14, 2021 (3)
Threw three TDs in FIVE consecutive games.....Zerrick Cooper vs. Eastern Wash on Sept. 14, 2019 (3), vs North Alabama on Sept. 21, 2019 (3), at Austin Peay on Sept. 28, 2019 (3), vs. Tennessee State on Oct. 5, 2019 (3), at Eastern Illinois on Oct. 12, 2019 (3)
Threw three TDs in FOUR consecutive games.....Zerrick Cooper vs North Alabama on Sept. 21, 2019 (3), at Austin Peay on Sept. 28, 2019 (3), vs. Tennessee State on Oct. 5, 2019 (3), at Eastern Illinois on Oct. 12, 2019 (3)
Threw three TDs in THREE consecutive games...Zerrick Cooper at Austin Peay on Sept. 28, 2019 (3), vs. Tennessee State on Oct. 5, 2019 (3), at Eastern Ill on Oct. 12, 2019 (3)
Threw three TDs in consecutive games....Zion Webb at Tennessee State on March 7, 2021 (3), at UT Martin on March 14, 2021 (3)
Had 400 yards total offense in a game...Zerrick Cooper at Kennesaw State on Nov. 17, 2018 (423)

Accounted for five or more TDs in a game.....Zerrick Cooper vs. Austin Peay on Sept. 29, 2018 (2 rushing/3 passing)
Accounted for five or more TDs in consecutive games.....Ryan Perrilloux at Alabama A&M (3 passing, 2 rushing) on Sept. 19, 2009; at Nicholls State (4 passing, 1 rushing) on Sept. 26, 2009
Accounted for four or more TDs in a game.....Zerrick Cooper at Austin Peay on Sept. 28, 2019 (1 rushing/3 passing)
Accounted for four or more TDs in consecutive games.....Zerrick Cooper vs Chattanooga (2 passing, 2 rushing) on Sept. 7, 2019; vs Eastern Washington (3 passing, 1 rushing) on Sept. 14, 2019
Accounted for four or more TDs in THREE consecutive games.....Ryan Perrilloux at Alabama A&M (3 passing, 2 rushing) on Sept. 19, 2009; at Nicholls State (4 passing, 1 rushing) on Sept. 26, 2009; vs UT Martin (4 passing) on Oct. 3, 2009
Accounted for three or more TDs in a game....Zion Webb at Murray State on April 11, 2021 (2 rushing/1 passing)
Rushed for and caught a TD in a game.....Uriah West (1 rushing/1 receiving) at Tennessee State on March 7, 2021
Caught 10 or more passes in a game...Trae Barry at Southeastern Louisiana on Aug. 29, 2019 (10-83/0 TD)
Caught 7 or more passes in a game....Josh Pearson (8-142) at Tennessee Tech on Nov. 9, 2019
Had 200 or more yards receiving in a game.....Alan Bonner at UT Martin on Nov. 3, 2012 (10-235/5 TDs)
Had 150 or more yards receiving in a game.....Jamari Hester vs Eastern Kentucky on Nov. 23, 2019 (9-186/0 TD)
Had 100 or more yards receiving in a game...Trae Barry at Murray State on April 11, 2021 (4-101/1 TD)
Had 100 or more yards receiving in consecutive games.....Josh Pearson vs. North Alabama on Sept. 21, 2019 (7-149/3 TD), at Austin Peay on Sept. 28, 2019 (8-130/2 TD)
Had 100 or more yards receiving in three-straight games.....Josh Pearson vs. North Carolina A&T on Aug. 25, 2018 (8-147/1 TD), vs. Miss. Valley State on Sept. 8, 2018 (2-113/2 TD), vs. Tennessee Tech on Sept. 22, 2018 (5-102/2 TD)
Caught five or more TD passes in a game.....Alan Bonner at UT Martin on Nov. 3, 2012 (10-235/5 TDs OVC & School Record)
Caught four or more TD passes in a game.....Alan Bonner at UT Martin on Nov. 3, 2012 (10-235/5 TDs OVC & School Record)
Caught three or more TD passes in a game.....KJ Stephenson vs Eastern Kentucky on Nov. 23, 2019 (7-80/3 TD)
Had three interceptions in a game.....T.J. Heath vs UT Martin on Oct. 3, 2009 (3)
Had two interceptions in a game.....Traco Williams at EIU on Oct. 12, 2019 (2)
Returned an interception for a TD in a game.....at Florida State on Oct. 3, 2020 (Kolbi Fuqua, 13 yds in 1st QTR)
Returned an interception for a TD in consecutive games.....Dawson Wells (48 yds vs ECU on Oct. 31, 2015 and 35 yds at EIU on Nov. 7, 2015)
Returned two interceptions for a TD in a game.....T.J. Heath vs UT Martin on Oct. 3, 2009 (2) (55 yards and 27 yards in 1st qtr.)
Returned a fumble for a TD in a game.....Hudson Petty at Eastern Illinois on April 3, 2021 (22 yards in 2nd qtr)
Recovered two fumbles in a game.....Jonathan Crutcher vs. Eastern Kentucky on Sept. 27, 2003
Forced two fumbles in a game.....Darius Jackson vs. Eastern Kentucky on Oct. 14, 2016
Scored two defensive TDs in a game.....T.J. Heath vs UT Martin on Oct. 3, 2009 (2 interceptions)
Recovered TWO fumbles in a game...Jawaan Booker at Florida State on Sept. 12, 2009
Blocked a punt.....Jaylen Swain vs Mercer on Oct. 10, 2020 (2nd quarter)
Blocked two punts...Taurean Rhetta at Murray St. on Sept. 29, 2007
Blocked a punt in two consecutive games...Taurean Rhetta at UTM and at ECU in 2006
Blocked a FG.....Umstead Sanders (3rd quarter) vs Tenn Tech on Feb. 28, 2021
Blocked a PAT.....Randy Robinson at Maine on Dec. 1, 2018 (14-136) (4th qtr)
Had 15 or more tackles...Brandon Bender vs Murray State on Sept. 28, 2013 (15 tackles/12 solo)
Had 20 or more tackles...Alexander Henderson vs Murray State on Oct. 18, 2008 (21 tackles, 21 solo)
Had 20 or more tackles in back-to-back Games...Alexander Henderson [2008 vs Murray State (21) & UTM (21)].

THE LAST TIME A JSU OPPONENT...

Scored 50 or more points.....at Austin Peay on Sept. 28, 2019 (L, 52-33)
Scored 40 or more points.....at Florida State on Oct. 3, 2020 (L, 41-24)
Had 450 or more yards rushing.....at Georgia Southern on Nov. 16, 2002 (493)
Had 400 or more yards rushing.....vs Southeast Missouri on Nov. 23, 2013 (58-410)
Had 350 or more yards rushing.....at #2 Kennesaw State on Nov. 17, 2018 (71-351)
Had 300 or more yards rushing.....at #2 Kennesaw State on Nov. 17, 2018 (71-351)
Had 250 or more rushing yards.....at Florida State on Oct. 3, 2020 (53-263)
Had 50 or more rushing attempts.....at Florida State on Oct. 3, 2020 (53-263)
Had 400 yards passing.....at UT Martin on Sept. 26, 2015 (433)
Had 350 yards passing.....vs Eastern Illinois on Oct. 13, 2018 (350)
Had 300 yards passing.....at Murray State on April 11, 2021 (347)
Had 60 or more pass attempts.....vs Eastern Illinois on Oct. 13, 2018 (61)
Had 50 or more pass attempts.....vs Eastern Illinois on Oct. 13, 2018 (61)
Had 40 or more pass attempts.....at Murray State on April 11, 2021 (49)
Had 40 or more pass completions.....vs Austin Peay on Nov. 10, 2012 (40)
Had 30 or more pass completions.....vs Eastern Illinois on Oct. 13, 2018 (38)
Had 25 or more pass completions.....vs Eastern Illinois on Oct. 13, 2018 (38)
Had 6 passes intercepted.....at Samford Oct. 14 1995 (6)
Had 5 passes intercepted.....at Eastern Kentucky on Oct. 22, 2016 (5)
Had 4 passes intercepted.....vs. UT Martin on Nov. 19, 2016 (4)
Had 2 100-yard receivers.....at UT Martin on Nov. 3, 2012 (Quentin Sims 10-137; Jeremy Butler 9-101)
Had 600 yards total offense.....at UT Martin on Nov. 3, 2012 (611)
Had 500 yards total offense.....vs Youngstown State on Dec. 3, 2016 (59-520)
Had 400 yards total offense.....vs Tennessee State on Oct. 5, 2019 (64-470)
Had 90 or more plays of total offense.....vs Murray State on Oct. 2, 2010 (92)
Had 85 or more plays of total offense.....vs Eastern Washington on Sept. 14, 2019 (88-469)
Had 80 or more plays of total offense.....at Florida State on Oct. 3, 2020 (82-531)
Returned a punt for a TD.....at UT Martin on Nov. 2, 2019 (Terry Williams, 65 yards-3rd Qtr.)
Returned a kickoff for a TD.....vs Mercer on Oct. 10, 2020 (Deondre Johnson, 100 yards - Opening Kick)
Returned the opening kickoff for a TD.....vs Mercer on Oct. 10, 2020 (Deondre Johnson, 100 yards)
Scored on the first play of the game.....at Georgia State on Sept. 21, 2013 (Ronnie Bell 75-yard pass to Albert Wilson)
Returned an INT for a TD.....at SE Louisiana on Aug. 29, 2019 (Ferlando Jordan, 65 yards in 3rd Qtr.)
Returned a fumble for a TD.....at UT Martin on Sept. 26, 2015 (Terri Triplett, 22 yards, 3rd quarter)
Held JSU to 300 yards total offense.....vs Austin Peay on March 28, 2021 (66-259)
Held JSU to 200 yards total offense.....vs #16 Kennesaw State on Dec. 2, 2017 (51-187)
Held JSU to 100 yards rushing.....at Florida State on Oct. 3, 2020 (22-63)
Held JSU to 50 yards rushing.....at #8 Michigan State on Aug. 29, 2014 (22)
Held JSU to 100 yards passing.....vs #16 Kennesaw State on Dec. 2, 2017 (88)
Held JSU to 10 first downs.....vs. #2 North Dakota State on Dec. 9, 2016 (9)
Had 100 penalty yards.....at Florida State on Oct. 3, 2020 (10-100)
Did not have a turnover.....vs Eastern Kentucky on Nov.23, 2019
Scored a safety.....vs Murray State on Oct. 26, 2019 (TJ Warren, 4th Qtr.)

THE LAST TIME AN OPPOSING PLAYER...

Rushed for 300 yards in a game.....vs.Southwest Texas Nov 15 1997 (Claude Mathis 308)
Rushed for 200 yards in a game.....at #2 Eastern Illinois on Nov. 16, 2013 (Shepard Little, 26-246/2 TD)
Rushed for 100 yards in a game.....vs Eastern Kentucky on Nov. 23, 2019 (Daryl McClesky, 24-110/0 TD)
Passed for 300 yards in a game.....at Murray State on April 11, 2021 (Preston Rice 27-49-1/2 TD, 347 yards)
Passed for 400 yards in a game.....at UT Martin on Sept. 26, 2015 (Jarod Neal 34-49-1/4 TD, 433 yards)
Had 100 yards receiving in a game.....at Eastern Illinois on April 3, 2021 (DeWayne Cooks, 4-103/0 TD)
Had 150 yard receiving in a game.....vs Youngstown State on Dec. 3, 2016 (Darien Townsend, 3-158/1 TD)
Had 200 yard receiving in a game.....at Eastern Kentucky on Nov. 4, 2010 (Orlandus Harris, 4-205)
Had 10 receptions in a game.....vs Sam Houston State on Dec. 19, 2015 (Yedidiah Louis, 10-103/0 TD)
Threw 7 TDs in a game.....at UT Martin on Nov. 3, 2012 (Derek Carr, 7)
Threw 6 TDs in a game.....at UT Martin on Nov. 3, 2012 (Derek Carr, 7)
Threw 5 TDs in a game.....vs Eastern Washington on Sept. 14, 2019 (Eric Barriere, 5)
Threw 5 INTs in a game.....at Austin Peay on Oct. 15, 2011 (Jake Ryan, 5)
Had 2 100 yard rushers in a game.....at #2 Eastern Illinois on Nov. 16, 2013 (Shepard Little, 26-246/2 TD; Jimmy Lera 12-111/2 TD)
Had 2 100-yard receivers.....at UT Martin on Nov. 3, 2012 (Quentin Sims, 10-137/5; Jeremy Butler, 9-101/1)
Returned a fumble for a touchdown.....vs. Murray State on Nov. 21, 2015 (Connor Mitchell, 1 yard, 3rd quarter)
Returned a blocked punt for a TD.....at Georgia State on Sept. 21, 2013 (C.J. Scott, 3 yards - 4th Qtr)
Returned an interception for a touchdown.....at SE Louisiana on Aug. 29, 2019 (Ferlando Jordan, 65 yards in 3rd Qtr.)
Returned a punt for a TD.....at UT Martin on Nov. 2, 2019 (Terry Williams, 65 yards-3rd Qtr.)
Returned a kickoff for a TD.....vs Mercer on Oct. 10, 2020 (Deondre Johnson, 100 yards - Opening Kick)
Returned the opening kickoff for a TD.....vs Mercer on Oct. 10, 2020 (Deondre Johnson, 100 yards)
Scored on the first play of the game.....at Georgia State on Sept. 21, 2013 (Ronnie Bell 75-yard pass to Albert Wilson)

2020 JACKSONVILLE STATE OFFENSIVE DRIVE CHART

Note: *-first drive of second half; #-JSU gained possession off a turnover

at Florida State						
No.	Start	Plays	Yards	Time		End
1	J25	5	20	2:29		Punt
2	J31	6	69	2:45	TOUCHDOWN	
3	J49	3	5	2:05		Punt
4	J15	5	18	3:19		Punt
5	J40	6	60	2:45	TOUCHDOWN	
6	J25	1	-3	0:39	End of Half	
*7	J25	9	71	4:01	FIELD GOAL	
8	J25	4	15	1:50		Punt
9	J25	3	7	1:52		Punt
10	J27	4	30	1:32	Interception	
11	J25	8	61	2:00		Downs

vs. Mercer						
No.	Start	Plays	Yards	Time		End
1	J25	8	55	3:28	FIELD GOAL	
2	J21	11	53	5:14	FIELD GOAL	
3	J21	9	79	3:32	TOUCHDOWN	
4	M42	11	42	5:38	TOUCHDOWN	
#5	M27	4	27	0:59	TOUCHDOWN	
6	J19	1	-3	0:11	End of Half	
*7	J25	5	23	2:08	Fumble	
8	J40	3	6	1:33		Punt
9	M42	3	-5	1:18		Punt
10	J21	6	22	4:12		Punt
11	J06	3	2	2:15		Punt
#12	J36	0	64	0:00	TOUCHDOWN	
#13	M32	4	6	1:41		Downs
14	M48	2	-4	0:49		End of Game

at North Alabama						
No.	Start	Plays	Yards	Time		End
1	J21	3	1	1:25		Punt
2	J40	10	38	3:40		Downs
3	J37	6	63	2:10	TOUCHDOWN	
4	J30	1	-2	0:19	End of Half	
*5	J25	3	8	1:28		Punt
6	J20	14	80	6:30	TOUCHDOWN	
7	J18	5	82	1:53	TOUCHDOWN	
8	J39	10	42	3:51	FIELD GOAL	
9	J10	12	60	5:55		Downs
#10	J01	0	0	0:00		End of Game

at Florida International						
No.	Start	Plays	Yards	Time		End
1	J20	3	-4	1:43		Punt
2	J25	10	62	3:47	FIELD GOAL	
3	J02	14	98	7:32	TOUCHDOWN	
4	J23	12	55	6:35	FIELD GOAL	
5	J34	4	18	1:17	End of Half	
*6	J25	11	72	5:07	FIELD GOAL	
#7	J46	7	39	2:52	Missed FG	
8	J25	3	6	1:20		Punt
9	J23	5	21	2:39		Punt
10	J27	14	66	7:22	FIELD GOAL	
11	F40	3	-3	2:02		End of Game

vs. Tennessee Tech						
No.	Start	Plays	Yards	Time		End
1	J47	14	53	5:25	TOUCHDOWN	
#2	T40	4	40	1:40	TOUCHDOWN	
3	J40	2	1	0:11	Fumble	
4	J25	7	58	2:48	FIELD GOAL	
5	J41	3	2	2:03		Punt
6	J18	4	17	0:31		Punt
#7	J17	0	0	0:00	End of Half	
*8	J24	2	54	0:29	Fumble	
9	J20	3	-6	0:50	Interception	
10	J35	3	5	1:15		Punt
11	J22	11	78	4:15	TOUCHDOWN	
#12	J09	8	85	4:31	FIELD GOAL	
#13	J40	3	8	1:43		Punt
#14	T15	2	4	1:20		End of Game

at Tennessee State						
No.	Start	Plays	Yards	Time		End
1	J31	6	69	2:24	TOUCHDOWN	
2	J40	12	60	5:30	TOUCHDOWN	
3	J13	4	13	1:22		Punt
4	J20	5	28	0:00	Interception	
#5	J23	3	1	0:48		Punt
6	J25	1	-5	0:06	Fumble	
7	J35	8	65	2:49	TOUCHDOWN	
8	J24	3	1	0:31		Punt
*9	J25	5	20	2:45		Punt
10	J42	0	3	0:00	Fumble	
11	J35	3	3	1:13		Punt
12	J34	7	40	3:30		Downs
13	J25	5	75	2:21	TOUCHDOWN	
14	T45	7	36	2:05	FIELD GOAL	
15	J46	4	54	2:12	TOUCHDOWN	
16	J43	3	7	1:11		Punt

at UT Martin						
No.	Start	Plays	Yards	Time		End
1	J29	0	-2	0:00	Fumble	
2	J41	3	-1	0:56		Punt
3	U47	3	4	1:37		Punt
4	J18	5	14	2:39		Punt
5	J28	7	51	2:09	Missed FG	
#6	U07	2	7	0:31	TOUCHDOWN	
7	J40	11	60	5:11	TOUCHDOWN	
8	J37	3	63	0:21	TOUCHDOWN	
9	J14	3	21	1:27	End of Half	
*10	J22	3	2	0:46		Punt
11	J21	9	79	3:36	TOUCHDOWN	
12	J30	11	62	5:14	FIELD GOAL	
13	J35	12	65	7:19	TOUCHDOWN	
#14	U26	3	5	2:11		End of Game

vs. Southeast Missouri						
No.	Start	Plays	Yards	Time		End
1	J25	9	75	4:14	TOUCHDOWN	
2	J14	3	7	1:49		Punt
3	J25	3	6	1:15		Punt
4	J18	9	82	4:24	TOUCHDOWN	
5	J30	10	56	3:54	Missed FG	
6	J33	3	9	1:30		Punt
*7	J10	4	22	1:57		Punt
#8	J42	2	6	0:37	Interception	
9	J22	6	78	2:41	TOUCHDOWN	
10	J13	3	6	2:02		Punt
11	J36	5	19	2:25		Downs
12	J29	3	6	2:11		Punt
13	J36	4	7	2:24		End of Game

vs. Austin Peay						
No.	Start	Plays	Yards	Time		End
1	J35	5	65	1:32	TOUCHDOWN	
2	J35	10	33	3:22	Missed FG	
3	J20	1	6	0:06	Fumble	
#4	J08	4	15	1:36		Punt
5	J20	4	11	2:04	Interception	
6	J10	9	45	3:24	Interception	
7	J44	1	0	0:10	Interception	
8	J30	1	-1	0:01	End of Half	
9	J44	14	37	7:05	FIELD GOAL	
10	J37	4	12	2:08		Punt
11	J14	6	9	3:16		Punt
12	J08	3	9	2:17		Punt
13	J20	3	-6	0:52	Interception	
14	J20	3	4	0:43	Fumble	

at Eastern Illinois						
No.	Start	Plays	Yards	Time		End
1	J35	10	65	2:22	TOUCHDOWN	
2	J16	10	54	3:53		Downs
3	J25	3	4	1:36		Punt
4	J36	7	24	2:38		Fumble
5	J41	5	59	1:36	TOUCHDOWN	
#6	E22	0	0	0:00	TOUCHDOWN	
7	J39	9	33	3:17	FIELD GOAL	
8	J35	1	0	0:09	End of Half	
*9	J25	6	75	2:47	TOUCHDOWN	
10	J40	5	19	2:00		Downs
11	J21	6	79	2:27	TOUCHDOWN	
12	J09	5	91	2:30	TOUCHDOWN	
13	E24	5	-1	2:21	Missed FG	
14	E36	2	9	1:09		End of Game

at Murray State						
No.	Start	Plays	Yards	Time		End
1	J20	5	12	1:12		Punt
2	J25	8	75	3:17	TOUCHDOWN	
3	J25	5	75	1:13	TOUCHDOWN	
4	J26	14	74	5:51	TOUCHDOWN	
5	J12	3	9	1:00		Punt
6	J20	5	26	2:08		Punt
7	J20	1	0	0:36	End of Half	
*8	J25	4	20	2:10		Punt
9	J19	7	81	3:09	TOUCHDOWN	
10	J10	9	33	5:54		Punt
11	J25	7	30	3:00		Punt
12	J07	3	9	0:27		Punt
#13	J04	2	0	1:26		End of Game



TRAE **#4**
BARRY **TE**
6-7 • 245 • SR.
SUMMERDALE, ALA.
SPANISH FORT HS

- 2020-21 ALL-OVC FIRST TEAM
- 2020 PRESEASON ALL-AMERICAN
- 2020 PRESEASON ALL-OVC
- 2018 ALL-OVC FIRST TEAM
- 2017 FRESHMAN ALL-AMERICAN
- 2017 OVC SECOND TEAM

2020-21: Returned to action against Florida State with four catches for 52 yards, including a 29 yard catch in the opening contest... passed Butch Barker for second all-time in receiving yards by a tight end in school history... finished the Mercer contest with a team-high 84 receiving yards... turned in his second 100-plus yards receiving game of his career with 104 yards on five catches at North Alabama... held without a reception for the lone time in the fall against FIU... finished the Tennessee Tech game with four catches for 25 yards... did not play against Tennessee State and UT Martin... returned to action against SEMO with three catches for 58 yards... finished with 36 yards on three catches against Austin Peay... missed the Eastern Illinois game... collected four catches for 101 yards, including an 18-yard TD pass at Murray State.

BARRY'S CAREER STATS

REC	G	REC	YDS	TD	LG	REC/G	AVG/C	AVG/G
2017	11	10	243	3	80	0.9	24.3	22.1
2018	12	32	503	1	44	2.7	15.7	41.9
2019	5	25	330	1	48	5.0	13.2	66.0
2020-21	8	27	460	1	40	3.8	17.0	57.5
TOTALS	38	94	1536	6	80	2.5	16.3	42.7

BARRY'S CAREER HIGH GAME STATS

	NO.	OPPONENT	DATE
Receptions	10	at Southeastern Louisiana	8/29/19
Receiving Yards	151	vs. Chattanooga	9/7/19
Receiving TDs	1	6x; last at Murray State	4/11/21
Long Play	80	vs. Liberty	9/23/17

BARRY'S 2020-21 GAME-BY-GAME

DATE	OPPONENT	REC	YDS	LG	AVG	TD
10/3/20	at Florida State	4	52	29	13.0	0
10/10/20	Mercer	4	84	38	21.0	0
10/17/20	at North Alabama	5	104	40	20.8	0
10/23/20	at Florida International	0	0	0	0.0	0
2/28/21	Tennessee Tech	4	25	8	6.2	0
3/7/21	at Tennessee State	- DNP -				
3/14/21	at UT Martin	- DNP -				
3/21/21	Southeast Missouri	3	58	37	19.3	0
3/28/21	Austin Peay	3	36	15	12.0	0
4/3/21	at Eastern Illinois	- DNP -				
4/11/21	at Murray State	4	101	39	25.3	1
4/24/21	Davidson	-	-	-	-	-

BARRY'S 2019 GAME-BY-GAME

DATE	OPPONENT	REC	YDS	LG	AVG	TD
8/29/19	@SE Louisiana	10	83	17	8.3	0
9/7/19	Chattanooga	6	151	48	25.2	1
9/14/19	Eastern Washington	1	19	19	19.0	0
9/21/19	North Alabama	6	67	7	11.2	0
9/28/19	@Austin Peay	2	10	6	5.0	0
10/5/19	Tennessee State	- DNP -				
10/12/19	@Eastern Illinois	- DNP -				
10/19/19	Southeast Missouri	- DNP -				
10/26/19	Murray State	- DNP -				
11/2/19	@UT Martin	- DNP -				
11/9/19	@Tennessee Tech	- DNP -				
11/23/19	Eastern Kentucky	- DNP -				

BARRY'S 2018 GAME-BY-GAME

DATE	OPPONENT	REC	YDS	LG	AVG	TD
8/25/18	vs. North Carolina A&T	5	42	11	8.4	0
9/8/18	Mississippi Valley State	- DNP -				
9/22/18	Tennessee Tech	0	0	0	0.0	0
9/29/18	Austin Peay	2	29	17	14.5	0
10/6/18	at Eastern Kentucky	0	0	0	0.0	0
10/13/18	Eastern Illinois	1	44	44	44.0	1
10/20/18	at Southeast Missouri	6	90	24	15.0	0
10/27/18	at Murray State	3	48	22	16.0	0
11/3/18	UT Martin	4	33	14	8.3	0
11/10/18	at Tennessee State	0	0	0	0.0	0
11/17/18	at Kennesaw State	5	115	39	23.0	0
11/24/18	East Tennessee State	0	0	0	0.0	0
12/1/18	at Maine	6	102	34	17.0	0

BARRY'S 2017 GAME-BY-GAME

DATE	OPPONENT	REC	YDS	LG	AVG	TD
8/26/17	vs. Chattanooga	1	4	4	4.0	0
9/9/17	@Georgia Tech	0	0	0	0.0	0
9/23/17	Liberty	1	80	80	80.0	1
9/30/17	@Tennessee Tech	0	0	0	0.0	0
10/7/17	@Austin Peay	2	26	20	13.0	1
10/14/17	Eastern Kentucky	- DNP -				
10/21/17	@Eastern Illinois	2	31	19	15.5	0
10/28/17	Southeast Missouri	1	65	65	65.0	1
11/4/17	Murray State	0	0	0	0.0	0
11/11/16	@UT Martin	2	34	22	17.0	0
11/16/17	Tennessee State	0	0	00	0.0	0
12/2/17	Kennesaw State	1	3	3	3.0	0



MARKAIL **#8**
BENTON **LB**
6-2 • 235 • R-JR.
PHENIX CITY, ALA.
CENTRAL HS/ALABAMA

- 2020-21 OVC SECOND TEAM

2020-21: Made his Gamecock debut with five tackles against Florida State... turned in nine tackles in the Mercer contest... also recovered a Bears' fumble on special teams... made two stops at North Alabama... turned in three tackles at FIU... finished with four tackles, including a sack and an interception versus Tennessee Tech... posted three tackles at Tennessee State... made five tackles, including a stop for a loss at UT Martin... also forced a UTM fumble... recorded six tackles, including 1.5 sacks versus SEMO... finished with six tackles and a pass break up versus Austin Peay... turned in four tackles at Eastern Illinois... recorded four tackles at Murray State.

BENTON'S CAREER STATS

TACKLES	G	UA	A	TOTAL	TFL	YDS	PD	FF	FR
2020-21	11	22	29	51	2.5	10	1	1	1
TOTAL	11	22	29	51	2.5	10	1	1	1

BENTON'S CAREER HIGH GAME STATS

	NO.	OPPONENT	DATE
Tackles	9	vs. Mercer	10/10/20
Tackles for loss	1.5	vs. Southeast Missouri	3/21/21
PB	1	vs. Austin Peay	3/28/21
FF	1	at UT Martin	3/14/21
FR	1	vs. Mercer	10/10/20
INT	1	vs. Tennessee Tech	2/28/21

BENTON'S 2020-21 GAME-BY-GAME

DATE	OPPONENT	UT	AT	TT	TFL-YDS	SCKS-YDS	INT-YDS	BRK
10/3/20	at Florida State	2	3	5	0-0	0-0	0-0	0
10/10/20	Mercer	1	8	9	0-0	0-0	0-0	0
10/17/20	at North Alabama	1	1	2	0-0	0-0	0-0	0
10/23/20	at FIU	1	2	3	0-0	0-0	0-0	0
2/28/21	Tennessee Tech	1	3	4	0.5-3	0.5-3	1-0	0
3/7/21	at Tennessee State	1	2	3	0-0	0-0	0-0	0
3/14/21	at UT Martin	2	3	5	0.5-1	0-0	0-0	0
3/21/21	Southeast Missouri	2	4	6	1.5-6	1.5-6	0-0	0
3/28/21	Austin Peay	6	0	6	0-0	0-0	0-0	1
4/3/21	at Eastern Illinois	4	0	4	0-0	0-0	0-0	0
4/11/21	at Murray State	1	3	4	0-0	0-0	0-0	0
4/24/21	Davidson	-	-	-	-	-	-	-



QUAN #19
CHARLESTON WR
 6-0 • 198 • R-JR.
 LINDEN, ALA.
 LINDEN HS

2020-21: Collected a pair of catches for 10 yards against Florida State...saw action versus Mercer...turned in his first career touchdown catch with a 14-yard grab at North Alabama...hauled in a career-high three catches against FIU...saw action versus Tennessee Tech...finished with three catches for 34 yards and capped off JSU's scoring in the Tennessee State contest with a 19-yard TD grab...made one catch for nine yards at UT Martin...recorded an 11-yard catch versus Southeast Missouri...saw action against Austin Peay...caught two passes for 51 yards at Eastern Illinois...finished with two catches at Murray State.

CHARLESTON'S CAREER STATS

REC	G	REC	YDS	TD	LG	REC/G	AVG/C	AVG/G
2019	9	3	19	0	10	0.4	6.3	2.4
2020-21	11	15	163	2	44	1.3	10.9	14.8
TOTALS	20	18	182	2	44	0.8	10.1	9.1

CHARLESTON'S CAREER STATS

TACKLES	G	UA	A	TOTAL	TFL	YDS	PD	FF	FR
2018	4	0	2	2	0	0	0	0	0
TOTAL	4	0	2	2	0	0	0	0	0

CHARLESTON'S CAREER HIGH GAME STATS

NO.	OPPONENT	DATE
Receptions	3	2x; last at Tennessee State
Receiving Yards	51	at Eastern Illinois
Receiving TDs	1	2x; last at Tennessee State
Long Play	44	at Eastern Illinois

CHARLESTON'S 2020-21 GAME-BY-GAME

DATE	OPPONENT	REC	YDS	LNG	AVG	TD
10/3/20	at Florida State	2	10	5	5.0	0
10/10/20	Mercer	0	0	0	0.0	0
10/17/20	at North Alabama	1	14	14	14.0	1
10/23/20	at FIU	-	-	-	-	-
2/28/21	Tennessee Tech	0	0	0	0.0	0
3/7/21	at Tennessee State	3	34	19	11.3	1
3/14/21	at UT Martin	1	9	9	9.0	0
3/21/21	Southeast Missouri	1	11	11	11.0	0
3/28/21	Austin Peay	0	0	0	0.00	0
4/3/21	at Eastern Illinois	2	51	44	25.5	0
4/11/21	at Murray State	2	17	11	8.5	0
4/24/21	Davidson	-	-	-	-	-

CHARLESTON'S 2019 GAME-BY-GAME

DATE	OPPONENT	REC	YDS	LNG	AVG	TD
8/29/19	@SE Louisiana	1	10	10	10.0	0
9/7/19	Chattanooga	- DNP -				
9/14/19	Eastern Washington	- DNP -				
9/21/19	North Alabama	0	0	0	0.0	0
9/28/19	@Austin Peay	1	6	6	6.0	0
10/5/19	Tennessee State	0	0	0	0.0	0
10/12/19	@Eastern Illinois	0	0	0	0.0	0
10/19/19	Southeast Missouri	1	3	3	3.0	0
10/26/19	Murray State	0	0	0	0.0	0
11/2/19	@UT Martin	0	0	0	0.0	0
11/9/19	@Tennessee Tech	- DNP -				
11/23/19	Eastern Kentucky	- DNP -				

CHARLESTON'S 2018 GAME-BY-GAME

DATE	OPPONENT	UT	AT	TT	TFL-YDS	SCKS-YDS	INT-YDS	BRK
8/25/18	vs. N.C. A&T	- DNP -						
9/8/18	Miss. Valley State	0	0	0	0-0	0-0	0-0	0
9/22/18	Tennessee Tech	- DNP -						
9/29/18	Austin Peay	- DNP -						
10/6/18	at Eastern Kentucky	- DNP -						
10/13/18	Eastern Illinois	- DNP -						
10/20/18	at Southeast Missouri	- DNP -						
10/27/18	at Murray State	- DNP -						
11/3/18	UT Martin	0	1	1	0-0	0-0	0-0	0
11/10/18	at Tennessee State	0	1	0	0-0	0-0	0-0	0
11/17/18	at Kennesaw State	- DNP -						
11/24/18	East Tennessee St.	0	0	0	0-0	0-0	0-0	0
12/1/18	at Maine	- DNP -						



MARSHALL #19
CLARK LB
 6-0 • 210 • R-SO.
 MUNFORD, ALA.
 MUNFORD HS

• 2020-21 OVC SECOND TEAM

2020-21: Posted three tackles in the season-opening contest at Florida State...finished with seven tackles versus Mercer...also had an interception against the Bears...turned in three tackles, including a stop for a loss at North Alabama...collected five tackles against FIU...recorded three tackles, including a stop for a loss versus Tennessee Tech...led JSU in tackles against Tennessee State with eight stops, including 3.5 tackles for loss...collected a career-high nine tackles at UT Martin, including a stop for a loss...recorded eight tackles versus Southeast Missouri and credited with two pass break ups...finished with six tackles, including a stop for a loss versus Austin Peay...turned in seven tackles, including a sack at Eastern Illinois...led JSU in tackles with nine at Murray State.

CLARK'S CAREER STATS

TACKLES	G	UA	A	TOTAL	TFL	YDS	PD	FF	FR
2018	4	0	1	1	0	0	0	0	0
2019	11	11	15	26	1.5	9	0	0	1
2020-21	11	24	44	68	7.5	20	2	0	0
TOTAL	26	35	60	95	9.0	29	2	0	1

CLARK'S CAREER HIGH GAME STATS

NO.	OPPONENT	DATE
Tackles	9	2x; last at Murray State
Tackles for loss	3.5	at Tennessee State
Sack	1.0	at Eastern Illinois
PB	2	vs. Southeast Missouri
FR	1	vs. Chattanooga
INT	1	vs. Mercer

CLARK'S 2020-21 GAME-BY-GAME

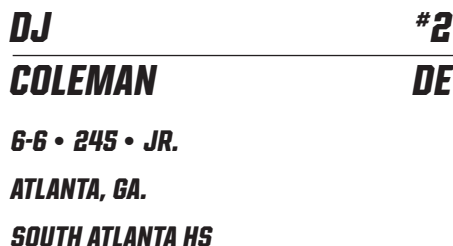
DATE	OPPONENT	UT	AT	TT	TFL-YDS	SCKS-YDS	INT-YDS	BRK
10/3/20	at Florida State	1	2	3	0-0	0-0	0-0	0
10/10/20	Mercer	0	7	7	0-0	0-0	1-5	0
10/17/20	at North Alabama	1	2	3	0.5-1	0-0	0-0	0
10/23/20	at FIU	3	2	4	0-0	0-0	0-0	0
2/28/21	Tennessee Tech	1	2	3	1.0-2	0-0	0-0	0
3/7/21	at Tennessee State	4	4	8	3.5-7	0.5-3	0-0	0
3/14/21	at UT Martin	1	8	9	0.5-2	0-0	0-0	0
3/21/21	Southeast Missouri	3	5	8	0-0	0-0	0-0	2
3/28/21	Austin Peay	2	4	6	0.5-3	0-0	0-0	0
4/3/21	at Eastern Illinois	5	2	7	1.0-3	1.0-3	0-0	0
4/11/21	at Murray State	4	5	9	0.5-2	0-0	0-0	0
4/24/21	Davidson	-	-	-	-	-	-	-

CLARK'S 2019 GAME-BY-GAME

DATE	OPPONENT	UT	AT	TT	TFL-YDS	SCKS-YDS	INT-YDS	BRK
8/24/19	@SE Louisiana	0	0	0	0-0	0-0	0-0	0
9/7/19	Chattanooga	3	0	3	0-0	0-0	0-0	0
9/14/19	Eastern Washington	1	1	2	0-0	0-0	0-0	0
9/21/19	North Alabama	0	4	4	0.5-5	0-0	0-0	0
9/28/19	@Austin Peay	4	2	6	0-0	0-0	0-0	0
10/5/19	Tennessee State	1	3	4	1.0-4	0-0	0-0	0
10/12/19	@Eastern Illinois	0	0	0	0-0	0-0	0-0	0
10/19/19	Southeast Missouri	0	0	0	0-0	0-0	0-0	0
10/26/19	Murray State	- DNP -						
11/2/19	@UT Martin	0	1	1	0-0	0-0	0-0	0
11/9/19	@Tennessee Tech	0	1	1	0-0	0-0	0-0	0
11/23/19	Eastern Kentucky	0	1	1	0-0	0-0	0-0	0

CLARK'S 2018 GAME-BY-GAME

DATE	OPPONENT	UT	AT	TT	TFL-YDS	SCKS-YDS	INT-YDS	BRK
8/25/18	vs. N.C. A&T	- DNP -						
9/8/18	Miss. Valley State	- DNP -						
9/22/18	Tennessee Tech	- DNP -						
9/29/18	Austin Peay	- DNP -						
10/6/18	at Eastern Kentucky	- DNP -						
10/13/18	Eastern Illinois	- DNP -						
10/20/18	at Southeast Missouri	- DNP -						
10/27/18	at Murray State	0	0	0	0-0	0-0	0-0	0
11/3/18	UT Martin	0	0	0	0-0	0-0	0-0	0
11/10/18	at Tennessee State	0	0	0	0-0	0-0	0-0	0
11/17/18	at Kennesaw State	- DNP -						
11/24/18	East Tennessee St.	- DNP -						
12/1/18	at Maine	0	1	0	0-0	0-0	0-0	0



- 2020-21:** Turned in seven tackles, including a sack against Florida State...finished with five tackles, including a stop for a loss versus Mercer...also credited with a pass breakup and a QB hurry...matched his career high in tackles with nine stops at North Alabama...posted three tackles at FIU...recorded five tackles against Tennessee Tech...collected two tackles, including a sack versus Tennessee State...credited with a fumble recovery at UT Martin...recorded three tackles with half of them for a loss versus Southeast Missouri...finished with three tackles, including 1.5 stops for a loss versus Austin Peay...turned in seven tackles, including a sack at Eastern Illinois...recorded two sacks and forced a fumble at Murray State.

COLEMAN'S CAREER HIGH GAME STATS			
	NO.	OPPONENT	DATE
Tackles	9	2x: last at North Alabama	10/17/20
Tackles for loss	2.5	at Murray State	10/17/20
Sacks	1.0	at Murray State	4/11/21
FF	1	at Murray State	4/11/21
FR	1	2x: last at UT Martin	3/14/21
PB	1	2x: last vs. Mercer	10/10/20
INT	-	-	-

COLEMAN'S 2019 GAME-BY-GAME								
DATE	OPPONENT	UT	AT	TT	TFL-YDS	SCKS-YDS	INT-YDS	BRK
8/24/19	@SE Louisiana	0	3	3	0-0	0-0	0-0	0
9/7/19	Chattanooga	4	0	4	1-0.3	0-0	0-0	0
9/14/19	Eastern Washington	3	0	3	0-0	0-0	0-0	0
9/21/19	North Alabama	3	1	4	0.5-0	0-0	0-0	0
9/28/19	@Austin Peay	5	4	9	1.5-6	1.0-4	0-0	0
10/5/19	Tennessee State	2	2	4	1-0.2	1-0.2	0-0	0
10/12/19	@Eastern Illinois	2	2	4	1-0.8	1-0.8	0-0	1
10/19/19	Southeast Missouri	2	1	3	1-0.14	1-0.14	0-0	0
10/26/19	Murray State	5	2	7	1.5-5	0.5-2	0-0	0
11/2/19	@UT Martin	0	4	4	1-0.2	0.5-1	0-0	0
11/9/19	@Tennessee Tech	0	3	3	0-0	0-0	0-0	0
11/23/19	Eastern Kentucky	2	4	6	2.5-11	1-0.8	0-0	0

ZERRICK #6
COOPER QB
 6-3 • 225 • R-SR.
 JONESBORO, GA.
 JONESBORO HS/CLEMSON

- 2020-21:** With 232 passing yards against Florida State, he becomes the third Gamecock to ever pass for 7,000 career yards....rushed for a two-yard TD at FSU, giving him 12 rushing TDs in his career and 73rd overall TD....ended the Mercer game with 139 passing yards....also rushed for a pair of TDs, versus the Bears....his 14-yard touchdown pass to Quan Charles late in the second quarter of the North Alabama game was his 61st career touchdown pass, tying Ed Lett (1979-82) for the school record....tallied 290 yards of total offense, moving him past Tony Romo (EIU) for 10th place on the Ohio Valley Conference's all-time total offense list with 8,210 career yards. He sits 131 yards behind ECU's T.J. Pryor for ninth....went 5-for-8 passing for 56 yards early in the FIU game before being injured....did not play against Tennessee Tech and Tennessee State....missed the UT Martin and SEMO game....did not play versus Austin Peay and at Eastern Illinois.

PASSING	G	ATT	CMP	INT	YDS	TD	LG	PCT	AVG/P	AVG/G	EFF.
2018	13	417	251	14	3416	32	75	60.2	13.2	262.8	147.6
2019	12	439	260	12	3093	28	67	59.2	13.2	283.7	139.9
2020	3	73	49	1	615	1	41	67.1	12.5	205.0	139.6
TOTAL	28	929	560	27	7435	61	75	60.3	13.3	265.5	144.1

COOPER'S 2020-21 GAME BY GAME STATISTICS								
DATE	OPPONENT	PASSING				RUSHING		
		COMP-ATT-INT	YDS	TD	LG	NO.-YDS	TD	LG
10/3/20	at Florida State	22-30-1	232	0	41	9-14	1	7
10/10/20	Mercer	12-18-0	139	0	38	12-29	2	16
10/17/20	at North Alabama	15-25-1	244	1	40	9-46	2	10
10/23/20	at Florida International	5-8-0	56	0	24	1-6	0	0
2/28/21	Tennessee Tech	- DNP -						
3/7/21	at Tennessee State	- DNP -						
3/14/21	at UT Martin	- DNP -						
3/21/21	Southeast Missouri	- DNP -						
3/28/21	Austin Peay	- DNP -						
4/3/21	at Eastern Illinois	- DNP -						
4/11/21	at Murray State	-	-	-	-	-	-	-

COOPER'S 2019 GAME BY GAME STATISTICS

DATE	OPPONENT	PASSING			RUSHING		
		COMP-ATT-INT	YDS	TD	LG	NO.-YDS	TD LG
8/24/19	@SE Louisiana	40-52-2	414	2	33	10-9	0 15
9/7/19	Chattanooga	20-26-1	344	2	48	11-30	2 18
9/14/19	Eastern Washington	14-31-1	249	3	52	18-88	1 19
9/21/19	North Alabama	19-31-0	266	3	67	8-13	0 13
9/28/19	@Austin Peay	27-50-3	301	3	31	7-25	1 10
10/5/19	Tennessee State	25-39-0	305	3	42	9-44	0 17
10/12/19	@Eastern Illinois	22-34-1	237	3	39	12-2	0 10
10/19/19	Southeast Missouri	23-52-1	347	2	53	13-25	1 18
10/26/19	Murray State	5-12-1	78	0	23	12-79	0 14
11/2/19	@UT Martin	16-36-1	240	1	61	11-19	1 13
11/9/19	@Tennessee Tech	28-41-1	312	3	66	11-26	0 9
11/23/19	Eastern Kentucky	21-35-0	311	3	40	17-44	0 14

COOPER'S 2018 GAME BY GAME STATISTICS

DATE	OPPONENT	PASSING			RUSHING		
		COMP-ATT-INT	YDS	TD	LG	NO.-YDS	TD LG
8/25/18	North Carolina A&T	24-38-1	320	2	49	8-37	0 12
9/8/18	Mississippi Valley State	12-17-0	211	1	75	4-27	1 10
9/22/18	Tennessee Tech	14-24-0	190	2	50	5-18	0 9
9/29/18	Austin Peay	18-31-1	268	3	34	6-27	2 21
10/6/18	at Eastern Kentucky	12-21-1	147	2	27	3-1	0 5
10/13/18	Eastern Illinois	13-21-1	240	3	44	8-30	1 26
10/20/18	at Southeast Missouri	29-47-3	323	2	26	13-27	0 10
10/27/18	at Murray State	21-28-1	259	3	49	12-51	1 24
11/3/18	UT Martin	17-31-1	178	1	43	4-13	0 8
11/10/18	at Tennessee State	20-30-0	272	3	44	14-50	0 18
11/17/18	at Kennesaw State	32-52-2	417	4	43	11-6	0 7
11/24/18	East Tennessee State	20-32-2	226	3	42	6-37	0 33
12/1/18	at Maine	19-44-1	365	2	70	14-31	1 13



AHMAD #9
EDWARDS WR
 6-1 • 185 • R-SO.
 ALABASTER, ALA.
 THOMPSON HS

• 2020-21 OVC SECOND TEAM

2020-21: Made one catch for 12 yards in the season opener at Florida State...posted a catch for four yards versus Mercer...did not play at North Alabama...turned in a career-high three catches for 62 yards, including a 24-yard grab in the FIU game...made one catch for nine yards against Tennessee Tech...recorded a pair of catches for 18 yards at Tennessee State...hauled in a 39-yard TD pass against UT Martin...saw action versus Southeast Missouri...played versus Austin Peay...led JSU with five receptions and a pair of TD catches at Eastern Illinois...finished with two catches for 28 yards at Murray State.

EDWARDS' CAREER STATS

REC	G	REC	YDS	TD	LG	REC/G	AVG/C	AVG/G
2018	4	2	24	0	20	2.0	12.0	6.0
2019	7	3	24	1	9	0.5	8.0	4.0
2020	10	16	273	3	44	1.6	17.1	27.3
TOTALS	22	21	321	4	44	1.0	15.3	14.6

EDWARDS' CAREER HIGH GAME STATS

NO.	OPPONENT	DATE
Receptions	5	at Eastern Illinois 4/3/21
Receiving Yards	101	at Eastern Illinois 4/3/21
Receiving TDs	2	at Eastern Illinois 4/3/21
Long Play	44	at Eastern Illinois 4/3/21

EDWARDS' 2020-21 GAME-BY-GAME

DATE	OPPONENT	REC	YDS	LG	AVG	TD
10/3/20	at Florida State	1	12	12	12.0	0
10/10/20	Mercer	1	4	4	4.0	0
10/17/20	at North Alabama	- DNP -				
10/23/20	at FIU	3	62	24	20.7	0
2/28/21	Tennessee Tech	1	9	9	9.0	0
3/7/21	at Tennessee State	2	18	14	9.0	0
3/14/21	at UT Martin	1	39	39	39.0	1
3/21/21	Southeast Missouri	0	0	0	0.0	0
3/28/21	Austin Peay	0	0	0	0.0	0
4/3/21	at Eastern Illinois	5	101	44	20.2	2
4/11/21	at Murray State	-	-	-	-	-
4/24/21	Davidson	-	-	-	-	-

EDWARDS' 2019 GAME-BY-GAME

DATE	OPPONENT	REC	YDS	LG	AVG	TD
8/29/19	@SE Louisiana	1	8	8	8.0	0
9/7/19	Chattanooga	1	9	9	9.0	0
9/14/19	Eastern Washington	- DNP -				
9/21/19	North Alabama	- DNP -				
9/28/19	@Austin Peay	- DNP -				
10/5/19	Tennessee State	0	0	0	0.0	0
10/12/19	@Eastern Illinois	0	0	0	0.0	0
10/19/19	Southeast Missouri	1	7	7	7.0	1
10/26/19	Murray State	0	0	0	0.0	0
11/2/19	@UT Martin	- DNP -				
11/9/19	@Tennessee Tech	0	0	0	0.0	0
11/23/19	Eastern Kentucky	- DNP -				

EDWARDS' 2018 GAME-BY-GAME

DATE	OPPONENT	REC	YDS	LG	AVG	TD
8/25/18	vs. North Carolina A&T	- DNP -				
9/8/18	Mississippi Valley State	1	4	4	4.0	-
9/22/18	Tennessee Tech	- DNP -				
9/29/18	Austin Peay	0	0	0	0.0	0
10/6/18	at Eastern Kentucky	1	20	20	20.0	0
10/13/18	Eastern Illinois	0	0	0	0.0	0
10/20/18	at Southeast Missouri	- DNP -				
10/27/18	at Murray State	0	0	0	0.0	0
11/3/18	UT Martin	- DNP -				
11/10/18	at Tennessee State	- DNP -				
11/17/18	at Kennesaw State	- DNP -				
11/24/18	East Tennessee State	- DNP -				
12/1/18	at Maine	- DNP -				



MALIK #18
FEASTER CB
 6-0 • 185 • JR.
 TOCCOA, GA.
 STEPHENS COUNTY HS

2020-21: Finished with three tackles at Florida State...turned in a pair of tackles versus Mercer...made one stop at North Alabama...posted a pair of tackles and recorded a pass break up at FIU...saw action against Tennessee Tech...missed the Tennessee State game and UT Martin contest...missed the Southeast Missouri, Austin Peay and Eastern Illinois...did not play at Murray State.

FEASTER'S CAREER STATS

TACKLES	G	UA	A	TOTAL	TFL	YDS	PD	FF	FR
2018	13	21	7	28	2.5	6	9	0	1
2019	12	30	10	40	1.0	4	8	0	0
2020-21	5	3	5	8	0.5	0	1	0	0
TOTAL	29	54	22	76	4.0	10	18	0	1

FEASTER'S CAREER HIGH GAME STATS

NO.	OPPONENT	DATE
Tackles	6	2x; last at Mainie 12/1/18
Tackles for loss	1.5	at Kennesaw State 11/17/18
Sacks	-	-
FF	-	-
FR	1	vs. UT Martin 11/3/18
PB	3	at Murray State 10/27/18
INT	1	at Kennesaw State 11/17/18

FEASTER'S 2020-21 GAME-BY-GAME

DATE	OPPONENT	UT	AT	TT	TFL-YDS	SCKS-YDS	INT-YDS	BRK
10/3/20	at Florida State	1	2	3	0-0	0-0	0-0	0
10/10/20	Mercer	1	1	2	0.5-0	0-0	0-0	0
10/17/20	at North Alabama	0	1	1	0-0	0-0	0-0	0
10/23/20	at FIU	2	0	2	0-0	0-0	0-0	1
2/28/21	Tennessee Tech	0	0	0	0-0	0-0	0-0	0
2/21/21	at Tennessee State	- DNP -						
3/14/21	at UT Martin	- DNP -						
3/21/21	Southeast Missouri	- DNP -						
3/28/21	Austin Peay	- DNP -						
4/3/21	at Eastern Illinois	- DNP -						
4/11/21	at Murray State	- DNP -						
4/24/21	Davidson	-	-	-	-	-	-	-

FEASTER'S 2019 GAME-BY-GAME								
DATE	OPPONENT	UT	AT	TT	TFL-YDS	SCKS-YDS	INT-YDS	BRK
8/24/19	@SE Louisiana	2	1	3	0.5-1	0-0	0-0	0
9/7/19	Chattanooga	1	0	1	0-0	0-0	0-0	0
9/14/19	Eastern Washington	4	0	4	0-0	0-0	0-0	0
9/21/19	North Alabama	2	2	4	0-0	0-0	0-0	0
9/28/19	@Austin Peay	2	2	4	0-0	0-0	0-0	1
10/5/19	Tennessee State	3	1	4	0-0	0-0	0-0	1
10/12/19	@Eastern Illinois	3	1	4	0-0	0-0	0-0	1
10/19/19	Southeast Missouri	2	0	2	0-0	0-0	0-0	0
10/26/19	Murray State	3	0	3	0-0	0-0	0-0	2
11/2/19	@UT Martin	4	0	4	0-0	0-0	0-0	0
11/9/19	@Tennessee Tech	2	1	3	0-0	0-0	0-0	1
11/23/19	Eastern Kentucky	2	2	4	0.5-3	0-0	0-0	1

FEASTER'S 2018 GAME-BY-GAME								
DATE	OPPONENT	UT	AT	TT	TFL-YDS	SCKS-YDS	INT-YDS	BRK
8/25/18	vs. N.C. A&T	1	0	1	0-0	0-0	0-0	0
9/8/18	Miss. Valley State	1	1	1	0-0	0-0	0-0	1
9/22/18	Tennessee Tech	0	0	0	0-0	0-0	0-0	0
9/29/18	Austin Peay	1	0	1	0-0	0-0	0-0	0
10/6/18	@ Eastern Kentucky	3	0	3	0-0	0-0	0-0	0
10/13/18	Eastern Illinois	6	0	6	0-0	0-0	0-0	2
10/20/18	@ Southeast Missouri	0	1	1	0-0	0-0	0-0	0
10/27/18	@ Murray State	2	0	2	0-0	0-0	0-0	3
11/3/18	UT Martin	1	0	1	0-0	0-0	0-0	0
11/10/18	@ Tennessee State	0	0	0	0-0	0-0	0-0	1
11/17/18	@ Kennesaw State	3	1	4	1.5-3	0-0	1-0	0
11/24/18	East Tennessee St.	0	1	1	0-0	0-0	0-0	0
12/1/18	@Maine	3	3	6	1.0-3	0-0	0-0	2



KOLBI FUQUA

6-3 • 212 • R-SO.

CORDOVA, ALA.

CORDOVA HS/AUBURN

2020-21: Started his Gamecock career in impressive fashion with an interception return for a TD in the Florida State game...its the first JSU pick six since Marlon Bridges' 67-yard return against Eastern Washington on Sept. 14, 2019...finished with six tackles and a pass break up...tallied 10 tackles, including a stop for a loss versus Mercer...also forced a Bear fumble...collected five tackles at North Alabama...turned in three tackles and a pass break up at FIU...made two tackles, forced a fumble and recovered a fumble against Tennessee Tech...finished with five tackles at Tennessee State...made one stop at UT Martin...missed the Southeast Missouri, Austin Peay, Eastern Illinois and Murray State game.

FUQUA'S CAREER STATS									
TACKLES	G	UA	A	TOTAL	TFL	YDS	PD	FF	FR
2020-21	7	10	22	32	0.5	1	2	2	1
TOTAL	7	10	22	32	0.5	1	2	2	1

FUQUA'S CAREER HIGH GAME STATS				DATE
NO.	OPPONENT			
10	vs. Mercer			10/10/20
0.5	vs. Mercer			10/10/10
-	-			-
1	2x; last vs. Tennessee Tech			2/28/21
1	vs. Tennessee Tech			2/28/21
1	at Florida State			10/3/20
1	at Florida State			10/3/20

FUQUA'S 2020-21 GAME-BY-GAME								
DATE	OPPONENT	UT	AT	TT	TFL-YDS	SCKS-YDS	INT-YDS	BRK
10/3/20	at Florida State	3	3	6	0-0	0-0	1-13	1
10/10/20	Mercer	3	7	10	0.5-1	0-0	0-0	0
10/17/20	at North Alabama	1	4	5	0-0	0-0	0-0	0
10/23/20	at FIU	0	3	3	0-0	0-0	0-0	1
2/28/21	Tennessee Tech	1	1	2	0-0	0-0	0-0	0
3/7/21	at Tennessee State	2	3	5	0-0	0-0	0-0	0
3/14/21	at UT Martin	0	1	1	0-0	0-0	0-0	0
3/21/21	Southeast Missouri	-	DNP	-	-	-	-	-
3/28/21	Austin Peay	-	DNP	-	-	-	-	-
4/3/21	at Eastern Illinois	-	DNP	-	-	-	-	-
4/11/21	at Murray State	-	DNP	-	-	-	-	-
4/24/21	Davidson	-	-	-	-	-	-	-



LEMUEL GORDON

6-3 • 288 • R-FR.

MONTGOMERY, ALA.

CARVER HS

• 2020-21 OVC SECOND TEAM

2020-21: Turned in two tackles in his Gamecock debut against Florida State...posted one stop versus Mercer...did not play against North Alabama...played in the FIU contest...posted a career-high four tackles against Tennessee Tech...tallied a sack at Tennessee State...made two tackles at UT Martin...recorded a tackle versus Southeast Missouri...finished with two tackles, including a stop for a loss versus Austin Peay...started at Eastern Illinois...made one stop at Murray State.

GORDON'S CAREER STATS									
TACKLES	G	UA	A	TOTAL	TFL	YDS	PD	FF	FR
2020-21	10	6	9	15	2.5	17	0	0	0
TOTAL	10	6	9	15	2.5	17	0	0	0

GORDON'S CAREER HIGH GAME STATS				DATE
NO.	OPPONENT			
4	vs. Tennessee Tech			2/28/21
1.0	2x; last vs. Austin Peay			3/28/21
1.0	at Tennessee State			3/7/21
-	-			-
-	-			-
-	-			-
-	-			-

GORDON'S 2020-21 GAME-BY-GAME								
DATE	OPPONENT	UT	AT	TT	TFL-YDS	SCKS-YDS	INT-YDS	BRK
10/3/20	at Florida State	1	1	2	0-0	0-0	0-0	0
10/10/20	Mercer	0	1	1	0-0	0-0	0-0	0
10/17/20	at North Alabama	-	DNP	-	-	-	-	-
10/23/20	at FIU	0	0	0	0-0	0-0	0-0	0
2/28/21	Tennessee Tech	2	2	4	0-0	0-0	0-0	0
3/7/21	at Tennessee State	1	1	2	1.0-9	1.0-9	0-0	0
3/14/21	at UT Martin	0	2	2	0-0	0-0	0-0	0
3/21/21	Southeast Missouri	0	1	1	0.5-4	0.5-4	0-0	0
3/28/21	Austin Peay	2	0	2	1.0-4	0-0	0-0	0
4/3/21	at Eastern Illinois	0	0	0	0-0	0-0	0-0	0
4/11/21	at Murray State	0	1	1	0-0	0-0	0-0	0
4/24/21	Davidson	-	-	-	-	-	-	-



YUL GOWDY

5-9 • 178 • R-JR.

BIRMINGHAM, ALA.

MINOR HS

- 2020 PRESEASON ALL-OVC
- 2018 ALL-OVC NEWCOMER TEAM
- 2018 FRESHMAN ALL-AMERICAN

2020-21: Finished with seven tackles in the season opener at Florida State...made four stops versus Mercer...turned in a 40-yard kick off return against the Bears...recorded four tackles at North Alabama...posted one tackle at FIU...missed the Tennessee Tech and Tennessee State game...did not play at UT Martin...missed the Southeast Missouri, Austin Peay, Eastern Illinois and Murray State game.

GOWDY'S CAREER STATS					
KICKOFF RET.	NO.	YDS	AVG.	TD	LG.
2018	10	161	16.1	0	34
2019	20	390	19.5	0	54
2020	2	53	26.5	0	40
TOTALS	31	646	19.0	0	54

GOWDY'S CAREER STATS								
TACKLES	G	UA	A	TOTAL	TFL	YDS	PD	FF
2017	1	0	2	2	0-0	0	0	0
2018	14	31	10	41	1.0	2	8	0
2019	12	36	10	46	4.0	26	4	0
2020	4	11	5	16	0-0	0	0	0
TOTAL	30	78	27	106	5.0	28	12	0

	<i>NO.</i>	<i>OPPONENT</i>	<i>DATE</i>
Tackles	10	vs. Murray State	10/26/19
Tackles for loss	1.0	5x; last vs. Murray State	10/26/19
Sacks	-	-	-
FF	-	-	-
PB	3	2x; last at Maine	12/1/18
INT	1	2x; last vs. Eastern Washington	9/14/19
Long KO Return	34	vs. North Carolina A&T	8/25/18

DATE	OPPONENT	UT	AT	TT	TFL-YDS	SCKS-YDS	INT-YDS	BRK
10/3/20	at Florida State	2	5	7	0-0	0-0	0-0	0
10/10/20	Mercer	2	2	4	0-0	0-0	0-0	0
10/17/20	at North Alabama	1	4	5	0-0	0-0	0-0	0
10/23/20	at FIU	1	0	1	0-0	0-0	0-0	0
2/28/21	Tennessee Tech	-	DNP	-	-	-	-	-
3/7/21	at Tennessee State	-	DNP	-	-	-	-	-
3/14/21	at UT Martin	-	DNP	-	-	-	-	-
3/21/21	Southeast Missouri	-	DNP	-	-	-	-	-
3/28/21	Austin Peay	-	DNP	-	-	-	-	-
4/3/21	at Eastern Illinois	-	DNP	-	-	-	-	-
4/11/21	at Murray State	-	DNP	-	-	-	-	-
4/24/21	Davidson	-	-	-	-	-	-	-

DATE	OPPONENT	KO	YDS	TD	LG	AP
10/3/20	at Florida State	0	0	0	0	0
10/10/20	Mercer	1	40	0	40	0
10/17/20	at North Alabama	1	13	0	13	13
10/23/20	at Florida International	0	0	0	0	0
2/28/21	Tennessee Tech	- DNP -				
3/7/21	at Tennessee State	- DNP -				
3/14/21	at UT Martin	- DNP -				
3/21/21	Southeast Missouri	- DNP -				
3/28/21	Austin Peay	- DNP -				
4/3/21	at Eastern Illinois	- DNP -				
4/11/21	at Murray State	- DNP -				
4/24/21	Davidson	-	-	-	-	-

DATE	OPPONENT	UT	AT	TT	TFL-YDS	SCKS-YDS	INT-YDS	BRK
8/24/19	@SE Louisiana	0	2	2	0-0	0-0	0-0	0
9/7/19	Chattanooga	7	0	7	0-0	0-0	0-0	1
9/14/19	Eastern Washington	3	2	5	1.0-3	0-0	1-0	1
9/21/19	North Alabama	2	0	2	1.0-12	0-0	0-0	0
9/28/19	@Austin Peay	0	0	0	0-0	0-0	0-0	0
10/5/19	Tennessee State	3	1	4	0-0	0-0	0-0	0
10/12/19	@Eastern Illinois	3	0	3	0-0	0-0	0-0	0
10/19/19	Southeast Missouri	2	0	2	1.0-6	0-0	0-0	0
10/26/19	Murray State	8	2	10	1.0-5	0-0	0-0	1
11/2/19	@UT Martin	1	0	1	0-0	0-0	0-0	1
11/9/19	@Tennessee Tech	2	1	3	0-0	0-0	0-0	0
11/23/19	Eastern Kentucky	4	2	6	0-0	0-0	0-0	0

DATE	OPPONENT	KO	YDS	TD	LG	AP
8/24/19	@SE Louisiana	6	113	0	31	113
9/7/19	Chattanooga	1	18	0	18	18
9/14/19	Eastern Washington	4	81	0	23	81
9/21/19	North Alabama	1	13	0	13	13
9/28/19	@Austin Peay	2	15	0	15	15
10/5/19	Tennessee State	1	54	0	54	54
10/12/19	@Eastern Illinois	3	30	0	16	16
10/19/19	Southeast Missouri	3	49	0	21	49
10/26/19	Murray State	0	0	0	0	0
11/2/19	@UT Martin	1	30	0	30	30
11/9/19	@Tennessee Tech	0	0	0	0	0
11/23/19	Eastern Kentucky	-	-	-	-	-

BOWEN 2016 GAME BY GAME								
DATE	OPPONENT	UT	AT	TT	TFL-YDS	SCKS-YDS	INT-YDS	BRK
8/25/18	vs. N.C. A&T	1	1	2	0-0	0-0	0-0	2
9/8/18	Miss. Valley State	1	0	1	0-0	0-0	0-0	0
9/22/18	Tennessee Tech	2	0	0	0-0	0-0	0-0	0
9/29/18	Austin Peay	3	0	3	0-0	0-0	0-0	0
10/6/18	at Eastern Kentucky	2	0	2	0-0	0-0	0-0	2
10/13/18	Eastern Illinois	8	1	9	0-0	0-0	0-0	1
10/20/18	at Southeast Missouri	3	1	4	0-0	0-0	0-0	0
10/27/18	at Murray State	2	1	3	0-0	0-0	0-0	0
11/3/18	UT Martin	3	1	4	1.0-2	0-0	0-0	0
11/10/18	at Tennessee State	0	2	2	0-0	0-0	1-15	0
11/17/18	at Kennesaw State	0	0	0	0-0	0-0	0-0	0
11/24/18	East Tennessee St.	5	1	6	0-0	0-0	0-0	3
12/1/18	at Maine	1	2	3	0-0	0-0	0-0	3

DATE	OPPONENT	KO	YDS	TD	LG	AP
8/25/18	vs. North Carolina A&T	2	36	0	34	36
9/8/18	Mississippi Valley State	-	-	-	-	-
9/22/18	Tennessee Tech	-	-	-	-	-
9/29/18	Austin Peay	-	-	-	-	-
10/6/18	@Eastern Kentucky	-	-	-	-	-
10/13/18	Eastern Illinois	-	-	-	-	-
10/20/18	@Southeast Missouri	-	-	-	-	-
10/27/18	@Murray State	-	-	-	-	-
11/3/18	UT Martin	-	-	-	-	-
11/10/18	@Tennessee State	-	-	-	-	-
11/17/18	@Kennesaw State	-	-	-	-	-

DATE	OPPONENT	UT	AT	TT	TFL-YDS	SCKS-YDS	INT-YDS	BRK
8/26/17	vs. Chattanooga	- DNP -						
9/9/17	@Georgia Tech	- DNP -						
9/23/17	Liberty	0	2	2	0-0	0-0	0-0	0
9/30/17	@Tennessee Tech	- DNP -						
10/7/17	@Austin Peay	- DNP -						
10/14/17	Eastern Kentucky	- DNP -						
10/21/17	@Eastern Illinois	- DNP -						
10/28/17	Southeast Missouri	- DNP -						
11/4/17	Murray State	- DNP -						
11/11/17	@UT Martin	- DNP -						
11/16/17	Tennessee State	- DNP -						
12/2/17	Kennesaw State	- DNP -						



AC	#8
GRAHAM	QB
6-2 • 165 • R-FR.	
SANDY SPRINGS, GA.	
RIVERWOOD HS	

2020-21: Made his Gamecock debut at FIU...attempted one pass against Tennessee Tech...did not see action at Tennessee State...saw limited action at UT Martin...did not play versus Southeast Missouri, Austin Peay, Eastern Illinois and Murray State.

RUSHING	G	ATT	YDS	TD	LG	AVG/C	AVG/G
2020-21	2	0	0	0	0	0.0	0.0
TOTAL	2	0	0	0	0	0.0	0.0

PERIOD	2	1	0	0	0	0	0	.000	0.0	0.0	-
2020-21	2	1	0	0	0	0	0	.000	0.0	0.0	-
TOTAL	2	1	0	0	0	0	0	.000	0.0	0.0	-

	NO.	OPPONENT	DATE
Completions	-	-	-
Pass Attempts	1	vs. Tennessee Tech	2/28/21
Pass Yards	-	-	-
Pass TD's	-	-	-
Interceptions	-	-	-
Rush Attempts	-	-	-
Rush Yards	-	-	-
Rush TD's	-	-	-
Long Pass Play	-	-	-

DATE	OPPONENT	PASSING				RUSHING			
		COMP-ATT-INT	YDS	TD	LG	NO.-YDS	TD	LG	
10/3/20	at Florida State	- DNP -							
10/10/20	Mercer	- DNP -							
10/17/20	at North Alabama	- DNP -							
10/23/20	at Florida International	0-0-0	0	0	0	0	0	0	
2/28/21	Tennessee Tech	0-1-0	0	0	0	0	0	0	
3/7/21	at Tennessee State	- DNP -							
3/14/21	at UT Martin	0-0-0	0	0	0	0	0	0	
3/21/21	Southeast Missouri	- DNP -							
3/28/21	Austin Peay	- DNP -							
4/3/21	at Eastern Illinois	- DNP -							
4/11/21	at Murray State	- DNP -							
4/24/21	Davidson	-	-	-	-	-	-	-	



LAETIA **#16**
HALE, JR. **LB**
6-0 • 210 • R-FR.
MONTGOMERY, ALA.
CARVER HS

2020-21: Posted one tackle in the season opener at Florida State...made one stop versus Mercer...missed the North Alabama game and the FIU game...saw action against Tennessee Tech and at Tennessee State...played against UT Martin...recorded two tackles versus Southeast Missouri...saw action versus Austin Peay...turned in one tackle at Eastern Illinois...made two stops at Murray State..

HALE'S CAREER STATS									
TACKLES	G	UA	A	TOTAL	TFL	YDS	PD	FF	FR
2019	4	2	3	5	0	0	0	0	0
2020-21	9	5	3	8	0	0	0	0	0
TOTAL	12	7	6	13	0	0	0	0	0

HALE'S CAREER HIGH GAME STATS				DATE	
NO.	OPPONENT				
2	4x; last at Murray State			4/11/21	
Tackles	-	-	-		
Tackles for loss	-	-	-		
Sacks	-	-	-		
FF	-	-	-		
FR	-	-	-		
PB	-	-	-2		
INT	-	-	-		

HALE'S 2020-21 GAME-BY-GAME								
DATE	OPPONENT	UT	AT	TT	TFL-YDS	SCKS-YDS	INT-YDS	BRK
10/3/20	at Florida State	0	1	1	0-0	0-0	0-0	0
10/10/20	Mercer	0	1	1	0-0	0-0	0-0	0
10/17/20	at North Alabama	-	DNP	-	-	-	-	-
10/23/20	at FIU	-	DNP	-	-	-	-	-
2/21/21	at Tennessee State	0	0	0	0-0	0-0	0-0	0
2/28/21	Tennessee Tech	0	0	0	0-0	0-0	0-0	0
3/14/21	at UT Martin	0	0	0	0-0	0-0	0-0	0
3/21/21	Southeast Missouri	1	1	2	0-0	0-0	0-0	0
3/28/21	Austin Peay	0	0	0	0-0	0-0	0-0	0
4/3/21	at Eastern Illinois	1	0	1	0-0	0-0	0-0	0
4/11/21	at Murray State	2	0	2	0-0	0-0	0-0	0
4/24/21	Davidson	-	-	-	-	-	-	-

HALE'S 2019 GAME-BY-GAME								
DATE	OPPONENT	UT	AT	TT	TFL-YDS	SCKS-YDS	INT-YDS	BRK
8/24/19	@SE Louisiana	-	DNP	-				
9/7/19	Chattanooga	-	DNP	-				
9/14/19	Eastern Washington	-	DNP	-				
9/21/19	North Alabama	-	DNP	-				
9/28/19	@Austin Peay	0	1	0	0-0	0-0	0-0	0
10/5/19	Tennessee State	-	DNP	-				
10/12/19	@Eastern Illinois	-	DNP	-				
10/19/19	Southeast Missouri	0	0	0	0-0	0-0	0-0	0
10/26/19	Murray State	-	DNP	-				
11/2/19	@UT Martin	1	1	2	0-0	0-0	0-0	0
11/9/19	@Tennessee Tech	-	DNP	-				
11/23/19	Eastern Kentucky	1	1	2	0-0	0-0	0-0	0



NICARIO **#1**
HARPER **SAF**
6-1 • 180 • R-SO.
ATLANTA, GA.
CARVER HS/SOUTHERN MISS

- 2020-21 OVC DEFENSIVE PLAYER OF THE YEAR
- 2020-21 ALL-OVC FIRST TEAM

2020-21: Made his Jax State debut with a team-best eight tackles against Florida State... returned a fumble recovery 64 yards for a touchdown in the fourth quarter against Mercer for JSU's first fumble return for a score since Robert Gray did so against Samford on Nov. 30, 2013...finished with six tackles versus the Bears...collected seven tackles and posted an interception at North Alabama...led the JSU defense with seven tackles, including a stop for a loss...led JSU with 13 tackles and an interception against Tennessee Tech...recorded seven tackles, including a stop for a loss at Tennessee State...made two stops at UT Martin...recorded seven tackles and a pass break up versus Southeast Missouri...finished with seven tackles and an interception versus Austin Peay...turned in seven stops at EIU...collected eight tackles at Murray State.

HARPER'S CAREER STATS									
TACKLES	G	UA	A	TOTAL	TFL	YDS	PD	FF	FR
2020-21	11	39	40	79	1.5	3	2	0	1
TOTAL	11	39	40	79	1.5	3	2	0	1

HARPER'S CAREER HIGH GAME STATS				DATE	
NO.	OPPONENT				
13	vs. Tennessee Tech			2/28/21	
1.0	at FIU			10/23/20	
Tackles	-	-	-		
Tackles for loss	-	-	-		
Sacks	-	-	-		
FF	-	-	-		
FR	1	vs. Mercer		10/10/20	
PB	1	2x; last at Eastern Illinois		4/3/21	
INT	1	3x; last vs. Austin Peay		3/28/21	

HARPER'S 2020-21 GAME-BY-GAME								
DATE	OPPONENT	UT	AT	TT	TFL-YDS	SCKS-YDS	INT-YDS	BRK
10/3/20	at Florida State	2	6	8	0-0	0-0	0-0	0
10/10/20	Mercer	0	6	6	0-0	0-0	0-0	0
10/17/20	at North Alabama	5	2	7	0-0	0-0	1-0	0
10/23/20	at FIU	3	4	7	1.0-2	0-0	0-0	0
2/28/21	Tennessee Tech	6	7	13	0-0	0-0	1-6	0
2/21/21	at Tennessee State	3	4	7	0-0	0-0	0-0	0
3/14/21	at UT Martin	2	0	2	0-0	0-0	0-0	0
3/21/21	Southeast Missouri	3	4	7	0-0	0-0	0-0	1
3/28/21	Austin Peay	4	3	7	0-0	0-0	1-0	0
4/3/21	at Eastern Illinois	5	2	7	0-0	0-0	0-0	1
4/11/21	at Murray State	6	2	8	0-0	0-0	0-0	1



JEREMIAH **#14**
HARRIS **SAF**
5-10 • 180 • R-JR.
SHORTERVILLE, ALA.
ABBEVILLE HS

2020-21: Turned in a career-high seven tackles in the season opener at Florida State...did not play against Mercer and at North Alabama...recorded a tackle at FIU...added five tackles ersus Tennessee Tech...also forced a fumble and picked off a Tech pass...finished with five tackles at Tennessee State... led JSU in tackles with nine at UT Martin...recorded nine tackles versus Southeast Missouri...finished with five tackles and a pass break up versus Austin Peay...missed the Eastern Illinois game...returned to action at Murray State with five tackles and 1.5 stops for a loss.

HARRIS' CAREER STATS									
TACKLES	G	UA	A	TOTAL	TFL	YDS	PD	FF	FR
2018	12	14	7	21	0-0	0	0	0	0
2019	11	29	9	35	1.0	5	0	0	0
2020-21	8	26	20	46	3.0	5	2	1	0
TOTAL	30	69	36	105	4.0	10	2	1	0

HARRIS' CAREER HIGH GAME STATS				DATE	
NO.	OPPONENT				
9	2x; last vs. Southeast Missouri			3/21/21	
1.5	at Murray State			4/11/21	
Tackles	-	-	-		
Tackles for loss	-	-	-		
Sacks	-	-	-		
FF	1	vs. Tennessee Tech		2/28/21	
PB	1	vs. Southeast Missouri		3/21/21	
INT	1	2x; last vs. Tennessee Tech		2/28/21	

HARRIS' 2020-21 GAME-BY-GAME								
DATE	OPPONENT	UT	AT	TT	TFL-YDS	SCKS-YDS	INT-YDS	BRK
10/3/20	at Florida State	2	5	7	0-0	0-0	0-0	0
10/10/20	Mercer	-	DNP	-	-	-	-	-
10/17/20	at North Alabama	-	DNP	-	-	-	-	-
10/23/20	at FIU	0	1	1	0-0	0-0	0-0	0
2/28/21	Tennessee Tech	0	5	5	0-0	0-0	1-0	0
3/7/21	at Tennessee State	2	3	5	0-0	0-0	0-0	0
3/14/21	at UT Martin	2	7	9	0.5-0	0-0	0-0	0
3/21/21	Southeast Missouri	6	3	9	1.0-1	0-0	0-0	1
3/28/21	Austin Peay	3	2	5	0-0	0-0	0-0	1
4/3/21	at Eastern Illinois	-	DNP	-	-	-	-	-
4/11/21	at Murray State	3	2	5	1.5-4	0-0	0-0	0
4/24/21	Davidson	-	-	-	-	-	-	-

HARRIS' 2019 GAME-BY-GAME								
DATE	OPPONENT	UT	AT	TT	TFL-YDS	SCKS-YDS	INT-YDS	BRK
8/24/19	@SE Louisiana	0	0	0	0-0	0-0	0-0	0
9/7/19	Chattanooga	1	0	1	0-0	0-0	0-0	0
9/14/19	Eastern Washington	3	0	3	1.0-5	0-0	0-0	0
9/21/19	North Alabama	3	3	6	0-0	0-0	0-0	0
9/28/19	@Austin Peay	4	1	5	0-0	0-0	0-0	0
10/5/19	Tennessee State	3	0	3	0-0	0-0	0-0	0
10/12/19	@Eastern Illinois	3	1	4	0-0	0-0	0-0	0
10/19/19	Southeast Missouri	4	0	4	0-0	0-0	0-0	0
10/26/19	Murray State	3	1	4	0-0	0-0	1-15	0
11/2/19	@UT Martin	-	DNP	-	-	-	-	-
11/9/19	@Tennessee Tech	1	3	4	0-0	0-0	0-0	0
11/23/19	Eastern Kentucky	4	0	4	0-0	0-0	0-0	0

HARRIS' 2018 GAME-BY-GAME								
DATE	OPPONENT	UT	AT	TT	TFL-YDS	SCKS-YDS	INT-YDS	BRK
8/25/18	vs. N.C. A&T	0	0	0	0-0	0-0	0-0	0
9/8/18	Miss. Valley State	2	0	2	0-0	0-0	0-0	0
9/22/18	Tennessee Tech	3	0	3	0-0	0-0	0-0	0
9/29/18	Austin Peay	1	1	2	0-0	0-0	0-0	0
10/6/18	at Eastern Kentucky	2	1	3	0-0	0-0	0-0	0
10/13/18	Eastern Illinois	2	1	3	0-0	0-0	0-0	0
10/20/18	at Southeast Missouri	1	0	1	0-0	0-0	0-0	0
10/27/18	at Murray State	-	DNP	-	-	-	-	-
11/3/18	UT Martin	0	2	2	0-0	0-0	0-0	0
11/10/18	at Tennessee State	0	0	0	0-0	0-0	0-0	0
11/17/18	at Kennesaw State	2	1	3	0-0	0-0	0-0	0
11/24/18	East Tennessee St.	0	1	1	0-0	0-0	0-0	0
12/1/18	at Maine	1	0	1	0-0	0-0	0-0	0



BRAYDON HILL #82 TE

6-4 • 225 • R-FR.

HOKES BLUFF, ALA.

HOKES BLUFF HS

2020-21: Did not see action against Florida State, Mercer, North Alabama and FIU...made his Gamecock debut against Tennessee Tech...made one catch at Tennessee State...started at UT Martin and against Southeast Missouri...saw action versus Austin Peay...had one catch at EIU...saw action at Murray State.

HILL'S CAREER STATS						
REC	G	REC	YDS	TD	LG	REC/G
2020-21	7	2	13	0	14	0.3
TOTALS	7	2	13	0	14	0.3

HILL'S CAREER HIGH GAME STATS			
NO.	OPPONENT	DATE	
1	2x: last at Eastern Illinois	4/3/21	
14	at Eastern Illinois	4/3/21	
-	-	-	
-	-	-	

HILL'S 2020-21 GAME-BY-GAME						
DATE	OPPONENT	REC	YDS	LNG	AVG	TD
10/3/20	at Florida State	-	DNP	-	-	-
10/10/20	Mercer	-	DNP	-	-	-
10/17/20	at North Alabama	-	DNP	-	-	-
10/23/20	at FIU	-	DNP	-	-	-
2/28/21	Tennessee Tech	0	0	0	0	0
3/7/21	at Tennessee State	1	-1	-1	-1	0
3/14/21	at UT Martin	0	0	0	0	0
3/21/21	Southeast Missouri	0	0	0	0	0
3/28/21	Austin Peay	0	0	0	0	0
4/3/21	at Eastern Illinois	1	14	14	14.0	0
4/11/21	at Murray State	0	0	0	0	0
4/24/21	Davidson	-	-	-	-	-



JAMARI JEMISON #0 CB

5-10 • 160 • FR.

BIRMINGHAM, ALA.

MINOR HS

2020-21: Saw action against Mercer and FIU...made two tackles and broke up a pass against Tennessee Tech...made one stop at Tennessee State and returned a TSU kickoff 25 yards...missed the UT Martin and Southeast Missouri game...did not play versus Austin Peay, at Eastern Illinois and at Murray State.

JEMISON'S CAREER STATS								
TACKLES	G	UA	A	TOTAL	TFL	YDS	PD	FF
2020-21	4	3	0	3	0.0	0	1	0
TOTAL	4	3	0	3	0.0	0	1	0

JEMISON'S CAREER HIGH GAME STATS		
NO.	OPPONENT	DATE
2	vs. Tennessee Tech	2.28/21
-	-	-
-	-	-
-	-	-
1	vs. Tennessee Tech	2/28/21
-	-	-

JEMISON'S 2020-21 GAME-BY-GAME								
DATE	OPPONENT	UT	AT	TT	TFL-YDS	SCKS-YDS	INT-YDS	BRK
10/3/20	at Florida State	-	DNP	-	-	-	-	-
10/10/20	Mercer	0	0	0	0-0	0-0	0-0	0
10/17/20	at North Alabama	-	DNP	-	-	-	-	-
10/23/20	at FIU	0	0	0	0-0	0-0	0-0	0
2/28/21	Tennessee Tech	2	0	2	0-0	0-0	0-0	1
3/7/21	at Tennessee State	1	0	1	0-0	0-0	0-0	0
3/14/21	at UT Martin	-	DNP	-	-	-	-	-
3/21/21	Southeast Missouri	-	DNP	-	-	-	-	-
3/28/21	Austin Peay	-	DNP	-	-	-	-	-
4/3/21	at Eastern Illinois	-	DNP	-	-	-	-	-
4/11/21	at Murray State	-	DNP	-	-	-	-	-
4/24/21	Davidson	-	-	-	-	-	-	-

JEMISON'S 2020-21 GAME-BY-GAME						
DATE	OPPONENT	KO	YDS	TD	LG	AP
10/3/20	at Florida State	-	DNP	-	-	-
10/10/20	Mercer	1	15	0	15	15
10/17/20	at North Alabama	-	DNP	-	-	-
10/23/20	at Florida International	0	0	0	0	0
2/28/21	Tennessee Tech	1	22	0	22	22
3/7/21	at Tennessee State	1	25	0	25	25
3/14/21	at UT Martin	-	DNP	-	-	-
3/21/21	Southeast Missouri	-	DNP	-	-	-
3/28/21	Austin Peay	-	-	-	-	-
4/3/21	at Eastern Illinois	-	-	-	-	-
4/11/21	at Murray State	-	-	-	-	-



KYLE HOLT #39 DE

6-3 • 255 • SO.

MABLETON, GA.

WHITEFIELD ACADEMY


2020-21: Did not see action against Florida State. ...missed the Mercer game and North Alabama game...did not play at FIU and against Tennessee Tech...returned to action at Tennessee State with one tackle...missed the UT Martin game...returned for the Southeast Missouri game...missed the Austin Peay, Eastern Illinois and Murray State game.

HOLT'S CAREER STATS								
TACKLES	G	UA	A	TOTAL	TFL	YDS	PD	FF
2019	10	10	12	22	3.0	18	1	0
2020-21	2	1	0	1	0.0	0	0	0
TOTAL	12	11	12	23	3.0	18	1	0

HOLT'S CAREER HIGH GAME STATS			
NO.	OPPONENT	DATE	
Tackles	5 vs. Murray State	10/26/19	
Tackles for loss	1 2x; last vs. Eastern Kentucky	11/23/19	
Sacks	-	-	
FF	-	-	
FR	-	-	
PB	1 vs. Southeast Missouri	10/19/19	
INT	-	-	

HOLT'S 2020-21 GAME-BY-GAME								
DATE	OPPONENT	UT	AT	TT	TFL-YDS	SCKS-YDS	INT-YDS	BRK
10/3/20	at Florida State	- DNP	-	-	-	-	-	-
10/10/20	Mercer	- DNP	-	-	-	-	-	-
10/17/20	at North Alabama	- DNP	-	-	-	-	-	-
10/23/20	at FIU	- DNP	-	-	-	-	-	-
2/28/21	Tennessee Tech	- DNP	-	-	-	-	-	-
3/7/21	at Tennessee State	1	0	1	0-0	0-0	0-0	0
3/14/21	at UT Martin	- DNP	-	-	-	-	-	-
3/21/21	Southeast Missouri	0	0	0	0-0	0-0	0-0	0
3/28/21	Austin Peay	- DNP	-	-	-	-	-	-
4/3/21	at Eastern Illinois	- DNP	-	-	-	-	-	-
4/11/21	at Murray State	- DNP	-	-	-	-	-	-
4/24/21	Davidson	-	-	-	-	-	-	-

HOLT'S 2019 GAME-BY-GAME								
DATE	OPPONENT	UT	AT	TT	TFL-YDS	SCKS-YDS	INT-YDS	BRK
8/24/19	@SE Louisiana	1	0	1	0-0	0-0	0-0	0
9/7/19	Chattanooga	1	0	1	0-0	0-0	0-0	0
9/14/19	Eastern Washington	2	1	3	0-0	0-0	0-0	0
9/21/19	North Alabama	1	0	1	0-0	0-0	0-0	0
9/28/19	@Austin Peay	0	1	1	0.5-6	0-0	0-0	0
10/5/19	Tennessee State	- DNP	-	-	-	-	-	-
10/12/19	@Eastern Illinois	- DNP	-	-	-	-	-	-
10/19/19	Southeast Missouri	1	0	1	0-0	0-0	0-0	1
10/26/19	Murray State	1	4	5	1-10	0-0	0-0	0
11/2/19	@UT Martin	0	3	3	0-0	0-0	0-0	0
11/9/19	@Tennessee Tech	0	2	2	0.5-1	0-0	0-0	0
11/23/19	Eastern Kentucky	3	1	4	1.0-1	0-0	0-0	0



PAT **#3**
JACKSON **RB**
5-9 • 220 • JR.
COLUMBUS MISS.
COLUMBUS HS/MISSISSIPPI DELTA CC

2020-21: Made his Gamecock debut with one catch for seven yards against Florida State...cored his first career touchdown on a two-yard run just before halftime of the Mercer game...carried the ball nine times for 29 yards at North Alabama...missed the FIU game...collected 62 yards on 19 carries against Tennessee Tech...carried the ball 13 times for 19 yards at Tennessee State...had a one-yard TD run in the opening quarter at TSU...led the Gamecocks in rushing with 87 yards on 18 carries at UT Martin...rushed for nine yards on six carries versus Southeast Missouri...had 13 yards on three carries versus Austin Peay...gained 36 yards on five carries at Eastern Illinois...turned in 40 yards rushing on seven carries at Murray State...also had two catches for 25 yards.


JACKSON'S CAREER STATS							
RUSHING	G	ATT	YDS	TD	LG	AVG/C	AVG/G
2020-21	10	83	355	2	28	4.3	35.5
TOTAL	10	83	355	2	28	4.3	35.5

JACKSON'S CAREER STATS								
REC	G	REC	YDS	TD	LG	REC/G	AVG/C	AVG/G
2020-21	10	4	37	0	15	0.4	9.2	3.7
TOTALS	10	4	37	0	15	0.4	9.2	3.7

JACKSON'S CAREER HIGH GAME STATS		
NO.	OPPONENT	DATE
Rush Attempts	18 at UT Martin	3/14/21
Rush Yards	87 at UT Martin	3/14/21
Rush TD's	1 2x; last at Tennessee State	3/7/21
Receptions	2 at Murray State	4/24/21
Rec. Yards	25 at Murray State	4/24/21
Rec. TD's	-	-

JACKSON'S 2020-21 GAME-BY-GAME						
DATE	OPPONENT	RUSH	YDS	AVG	TD	TD RUNS
10/3/20	at Florida State	-	-	-	-	-
10/10/20	Mercer	11	62	5.6	1	2
10/17/23	at North Alabama	9	29	3.2	0	-
10/23/20	at Florida International	- DNP -				
2/28/21	Tennessee Tech	10	62	6.2	0	-
3/7/21	at Tennessee State	13	19	1.5	1	1
3/14/21	at UT Martin	18	87	4.8	0	-
3/21/21	Southeast Missouri	6	9	1.5	0	-
3/28/21	Austin Peay	3	13	4.3	0	-
4/3/21	at Eastern Illinois	5	36	7.2	9	-
4/11/21	at Murray State	7	40	5.7	0	-
4/24/21	Davidson	-	-	-	-	-

JACKSON'S 2020-21 GAME-BY-GAME						
DATE	OPPONENT	REC	YDS	LNG	AVG	TD
10/3/20	at Florida State	1	7	7	7.0	0
10/10/20	Mercer	0	0	0	0	0
10/17/20	at North Alabama	0	0	0	0	0
10/23/20	at FIU	- DNP -				
2/21/21	at Tennessee State	1	5	5	5.0	0
2/28/21	Tennessee Tech	-	-	-	-	-
3/14/21	at UT Martin	-	-	-	-	-
3/21/21	Southeast Missouri	0	0	0	0.0	0
3/28/21	Austin Peay	-	-	-	-	-
4/3/21	at Eastern Illinois	-	-	-	-	-
4/11/21	at Murray State	2	25	15	12.5	0
4/24/21	Davidson	-	-	-	-	-



ROBERT **#95**
JOHNSON **DL**
6-0 • 280 • FR.
CARROLLTON, GA.
CARROLLTON HS

2020-21: Made his Gamecock debut with a tackle against Florida State...made a pair of stops versus Mercer...saw action in the North Alabama and FIU contests...started against Tennessee Tech...turned in a tackle at Tennessee State...saw action at UT Martin...credited with a QB hurry versus Southeast Missouri...saw action versus Austin Peay and at EIU...missed the Murray State game.

JOHNSON'S CAREER STATS									
TACKLES	G	UA	A	TOTAL	TFL	YDS	PD	FF	FR
2020-21	9	0	4	4	0.0	0	0	0	0
TOTAL	9	0	4	4	0.0	0	0	0	0

JOHNSON'S CAREER HIGH GAME STATS		
NO.	OPPONENT	DATE
Tackles	2 vs. Mercer	10/10/20
Tackles for loss	-	-
Sacks	-	-
FF	-	-
PB	-	-
INT	-	-

JOHNSON'S 2020-21 GAME-BY-GAME								
DATE	OPPONENT	UT	AT	TT	TFL-YDS	SCKS-YDS	INT-YDS	BRK
10/3/20	at Florida State	0	1	1	0-0	0-0	0-0	0
10/10/20	Mercer	0	2	2	0-0	0-0	0-0	0
10/17/20	at North Alabama	0	0	0	0-0	0-0	0-0	0
10/23/20	at FIU	0	0	0	0-0	0-0	0-0	0
2/28/21	Tennessee Tech	0	0	0	0-0	0-0	0-0	0
3/7/21	at Tennessee State	0	1	1	0-0	0-0	0-0	0
3/14/21	at UT Martin	0	0	0	0-0	0-0	0-0	0
3/21/21	Southeast Missouri	0	0	0	0-0	0-0	0-0	0
3/28/21	Austin Peay	0	0	0	0-0	0-0	0-0	0
4/3/21	at Eastern Illinois	0	0	0	0-0	0-0	0-0	0
4/11/21	at Murray State	- DNP	-	-	-	-	-	-
4/24/21	Davidson	-	-	-	-	-	-	-



JAYSON JONES

#15

WR

5-11 • 180 • FR.
BIRMINGHAM, ALA.
CENTER POINT HS

2020-21: Made his JSU debut with a catch against Florida State...missed the Mercer and North Alabama game...did not play at FIU...saw action on punt returns against Tennessee Tech...had a punt return for one yard at Tennessee State...missed the UT Martin and Southeast Missouri...returned to action versus Austin Peay...played at Eastern Illinois...did not play at Murray State.

JONES' CAREER STATS

REC	G	REC	YDS	TD	LG	REC/G	AVG/C	AVG/G
2020-21	5	1	-7	0	-7	1.0	-7.0	-7.0
TOTALS	5	1	-7	0	-7	1.0	-7.0	-7.0

JONES' CAREER HIGH GAME STATS

NO.	OPPONENT	DATE
Rush Attempts	-	-
Rush Yards	-	-
Rush TD's	-	-
Receptions	1	at Florida State 10/3/20
Rec. Yards	-7	at Florisa State 10/3/20
Rec. TD's	-	-

JONES' 2020-21 GAME-BY-GAME

DATE	OPPONENT	REC	YDS	LNG	AVG	TD
10/3/20	at Florida State	1	-7	-7	-7.0	0
10/10/20	Mercer	- DNP	-	-	-	-
10/17/20	at North Alabama	- DNP	-	-	-	-
10/23/20	at FIU	- DNP	-	-	-	-
2/21/21	at Tennessee State	-	-	-	-	-
2/28/21	Tennessee Tech	0	0	0	0.0	-
3/14/21	at UT Martin	0	0	0	0.0	-
3/21/21	Southeast Missouri	- DNP	-	-	-	-
3/28/21	Austin Peay	- DNP	-	-	-	-
4/3/21	at Eastern Illinois	0	0	0	0.0	0
4/11/21	at Murray State	- DNP	-	-	-	-
4/24/21	Davidson	-	-	-	-	-



ALAN KARAJIC

#47

PK

6-5 • 205 • FR.
DOOLTEWAH, TENN.
EAST HAMILTON HS

2020-21: Was perfect on his first field goal attempt as a Gamecock with a 21-yard field goal at Florida State...connected on field goals of 38 and 43 yards in the opening half versus Mercer...made a 36-yard field goal to extend JSU's lead in the fourth quarter of the North Alabama game...went 4-for-5 in field goals against FIU...made two field goals versus Tennessee Tech (34, 23)...hit a 26-yard field goal at Tennessee State...went 1-for-2 at UT Martin with a 25-yard field goal...missed his only FG attempt versus Southeast Missouri...connected on a 36-yard field goal versus Austin Peay...established a new career-long field goal with a 46-yard kick at Eastern Illinois...did not attempt a field goal at Murray State.

KARAJIC'S CAREER STATS

SCORING	G	TD	RUSH	PASS	RETN	PAT	2PAT	FG	TOTAL	AVG/G
2020-21	11	-	-	-	-	36	-	41	-	78/7.1
TOTAL	11	-	-	-	-	36	-	41	-	78/7.1

FG	G	ATT	MADE	LG	PCT
2020-21	11	19	14	46	.737
TOTAL	11	19	14	46	.737

KARAJIC'S CAREER HIGH GAME STATS

NO.	OPPONENT	DATE
FG Attempts	5	at FIU 10/23/20
FG Made	4	at FIU 10/23/20
Long	46	at Eastern Illinois 4/3/21
Points	13	at FIU 10/23/20

KARAJIC'S 2020-21 FIELD GOAL SEQUENCE (MADE/MISSED)

DATE	OPPONENT	FGM	FGA	LNG	FG SEQ.
10/3/20	at Florida State	1	1	21	21
10/10/20	Mercer	2	2	43	38, 43
10/17/20	at North Alabama	1	1	36	36
10/23/20	at FIU	4	5	39	30, 39, 20, 32, 23
2/28/21	Tennessee Tech	2	2	34	34, 23
2/21/21	at Tennessee State	1	1	26	26
3/14/21	at UT Martin	1	2	25	38, 25
3/21/21	Southeast Missouri	0	1	-	31
3/28/21	Austin Peay	1	2	36	49, 36
4/3/21	at Eastern Illinois	1	2	46	46, 42
4/11/21	at Murray State	0	0	-	-



JACKSON #92
LUTTRELL DL
 6-3 • 280 • SO.
 RAINBOW CITY, ALA.
 WESTBROOK CHRISTIAN HS

2020-21: Made one stop in the season opener at Florida State...missed the Mercer game...returned to action at North Alabama...finished with two tackles in the FIU game...made one tackle against Tennessee Tech...saw action at Tennessee State...made one stop and credited with a QB hurry at UT Martin...credited with a QB hurry versus Southeast Missouri...saw action versus Austin Peay...finished with one tackle at Eastern Illinois...made one stop at Murray State.

LUTTRELL'S CAREER STATS									
TACKLES	G	UA	A	TOTAL	TFL	YDS	PD	FF	FR
2019	10	9	9	18	6.0	18	0	1	0
2020-21	7	0	6	6	0.0	0	0	0	0
TOTAL	17	9	15	43	6.0	18	0	1	0

LUTTRELL'S CAREER HIGH GAME STATS			
	NO.	OPPONENT	DATE
Tackles	5	vs. Tennessee State	10/5/19
Tackles for loss	2.0	vs. Eastern Washington	9/14/19
Sacks	1.0	vs. Eastern Washington	9/14/19
FF	1	vs. Tennessee State	10/5/19
PB	-		
INT	-		

LUTTRELL'S 2020-21 GAME-BY-GAME								
DATE	OPPONENT	UT	AT	TT	TFL-YDS	SCKS-YDS	INT-YDS	BRK
10/3/20	at Florida State	0	1	1	0-0	0-0	0-0	0
10/10/20	Mercer	-	DNP	-	-	-	-	-
10/17/20	at North Alabama	0	0	0	0-0	0-0	0-0	0
10/23/20	at FIU	-	-	-	-	-	-	-
2/28/21	Tennessee Tech	0	1	1	0-0	0-0	0-0	0
3/7/21	at Tennessee State	0	0	0	0-0	0-0	0-0	0
3/14/21	at UT Martin	0	2	2	0-0	0-0	0-0	0
3/21/21	Southeast Missouri	0	0	0	0-0	0-0	0-0	0
3/28/21	Austin Peay	0	0	0	0-0	0-0	0-0	0
4/3/21	at Eastern Illinois	1	0	1	0-0	0-0	0-0	0
4/11/21	at Murray State	0	1	1	0-0	0-0	0-0	0
4/24/21	Davidson	-	-	-	-	-	-	-

LUTTRELL'S 2019 GAME-BY-GAME								
DATE	OPPONENT	UT	AT	TT	TFL-YDS	SCKS-YDS	INT-YDS	BRK
8/24/19	@SE Louisiana	-	DNP	-	-	-	-	-
9/7/19	Chattanooga	1	0	1	0-0	0-0	0-0	0
9/14/19	Eastern Washington	3	0	2	2.0-5	1.0-4	0-0	0
9/21/19	North Alabama	1	1	2	0-0	0-0	0-0	0
9/28/19	@Austin Peay	-	DNP	-	-	-	-	-
10/5/19	Tennessee State	1	3	4	1.0-2	0-0	0-0	0
10/12/19	@Eastern Illinois	0	1	1	0-0	0-0	0-0	0
10/19/19	Southeast Missouri	0	0	0	0-0	0-0	0-0	0
10/26/19	Murray State	1	2	3	1.5-8	0.5-3	0-0	0
11/2/19	@UT Martin	0	1	1	0.5-1	0-0	0-0	0
11/9/19	@Tennessee Tech	1	0	1	1.0-2	1.0-2	0-0	0
11/23/19	Eastern Kentucky	1	1	2	0-0	0-0	0-0	0



LOGAN #86
MCVAY WR
 5-10 • 202 • R-JR.
 DEMOPOLIS, ALA.
 DEMOPOLIS HS

2020-21: Turned in his first career reception in the Florida State contest with a 41-yard catch...collected three catches for 28 yards versus Mercer...had two catches for 40 yards at North Alabama...caught two passes at FIU...made one catch against Tennessee Tech...caught a four-yard pass at Tennessee State...saw action at UT Martin...recorded one catch versus Southeast Missouri...saw action versus Austin Peay...caught two passes at Eastern Illinois...missed the Murray State game.

MCVAY'S CAREER STATS									
REC	G	REC	YDS	TD	LG	REC/G	AVG/C	AVG/G	
2019	12	0	0	0	0	0.0	0.0	0.0	
2020-21	10	13	147	0	41	1.3	11.3	14.7	
TOTALS	22	13	147	0	41	1.3	11.3	14.7	

MCVAY'S CAREER HIGH GAME STATS			
	NO.	OPPONENT	DATE
Receptions	3	vs. Mercer	10/10/20
Receiving Yards	41	at Florida State	10/3/20
Receiving TDs	-	-	-
Long Play	41	at Florida State	10/3/20

MCVAY'S 2020-21 GAME-BY-GAME						
DATE	OPPONENT	REC	YDS	LNG	AVG	TD
10/3/20	at Florida State	1	41	41	41.0	0
10/10/20	Mercer	3	28	10	9.3	0
10/17/20	at North Alabama	2	40	25	20.0	0
10/23/20	at FIU	2	7	8	3.5	0
2/28/21	Tennessee Tech	1	4	4	4.0	0
3/7/21	at Tennessee State	1	4	4	4.0	0
3/14/21	at UT Martin	0	0	0	0.0	0
3/21/21	Southeast Missouri	1	3	3	3.0	0
3/28/21	Austin Peay	0	0	0	0.0	0
4/3/21	at Eastern Illinois	2	20	11	10.0	0
4/11/21	at Murray State	-	DNP	-	-	-
4/24/21	Davidson	-	-	-	-	-

MCVAY'S 2019 GAME-BY-GAME						
DATE	OPPONENT	REC	YDS	LNG	AVG	TD
8/29/19	@SE Louisiana	0	0	0	0.0	0
9/7/19	Chattanooga	0	0	0	0.0	0
9/14/19	Eastern Washington	0	0	0	0.0	0
9/21/19	North Alabama	0	0	0	0.0	0
9/28/19	@Austin Peay	0	0	0	0.0	0
10/5/19	Tennessee State	0	0	0	0.0	0
10/12/19	@Eastern Illinois	0	0	0	0.0	0
10/19/19	Southeast Missouri	0	0	0	0.0	0
10/26/19	Murray State	0	0	0	0.0	0
11/2/19	@UT Martin	0	0	0	0.0	0
11/9/19	@Tennessee Tech	0	0	0	0.0	0
11/23/19	Eastern Kentucky	0	0	0	0.0	0



ANTHONY NESBY #99 DL

6-1 • 315 • R-SO.

ATLANTA, GA.

SOUTH ATLANTA HS

2020-21: Saw action in the season opener at Florida State and versus Mercer...recorded a career high four tackles, including a stop for a loss at North Alabama...made one stop at FIU...finished with two tackles, including a sack against Tennessee Tech...turned in a stop for a loss at Tennessee State...made two tackles at UT Martin...missed the SEMO game...finished with two tackles and a pair of QB hurries versus Austin Peay...made one stop at EIU...saw action at Murray State with a QB hurry.

NESBY'S CAREER STATS

TACKLES	G	UA	A	TOTAL	TFL	YDS	PD	FF	FR
2018	3	0	1	1	0.0	0	0	0	0
2019	6	0	1	1	0.0	0	0	0	0
2020-21	9	5	8	13	2.5	6	0	0	0
TOTAL	18	5	10	15	2.5	6	0	0	0

NESBY'S CAREER HIGH GAME STATS

	NO.	OPPONENT	DATE
Tackles	4	at North Alabama	10/17/20
Tackles for loss	1.0	2x; last at Tennessee State	3/7/21
Sacks	1.0	vs. Tennessee Tech	2/28/21
FF	-	-	-
PB	-	-	-
INT	-	-	-

NESBY'S 2020-21 GAME-BY-GAME

DATE	OPPONENT	UT	AT	TT	TFL-YDS	SCKS-YDS	INT-YDS	BRK
10/3/20	at Florida State	0	0	0	0-0	0-0	0-0	0
10/10/20	Mercer	0	0	0	0-0	0-0	0-0	0
10/17/20	at North Alabama	1	3	4	0.5-1	0-0	0-0	0
10/23/20	at FIU	-	-	-	-	-	-	-
2/28/21	Tennessee Tech	2	0	2	1.0-4	1.0-4	0-0	0
3/7/21	at Tennessee State	1	0	1	1.0-1	0-0	0-0	0
3/14/21	at UT Martin	0	2	2	0-0	0-0	0-0	0
3/21/21	Southeast Missouri	-	DNP	-	-	-	-	-
3/28/21	Austin Peay	0	2	2	0-0	0-0	0-0	0
4/3/21	at Eastern Illinois	0	1	1	0-0	0-0	0-0	0
4/11/21	at Murray State	0	0	0	0-0	0-0	0-0	0
4/24/21	Davidson	-	-	-	-	-	-	-

NESBY'S 2019 GAME-BY-GAME

DATE	OPPONENT	UT	AT	TT	TFL-YDS	SCKS-YDS	INT-YDS	BRK
8/24/19	@SE Louisiana	0	0	0	0-0	0-0	0-0	0
9/7/19	Chattanooga	0	0	0	0-0	0-0	0-0	0
9/14/19	Eastern Washington	0	0	0	0-0	0-0	0-0	0
9/21/19	North Alabama	0	0	0	0-0	0-0	0-0	0
9/28/19	@Austin Peay	0	1	1	0-0	0-0	0-0	0
10/5/19	Tennessee State	-	DNP	-	-	-	-	-
10/12/19	@Eastern Illinois	0	0	0	0-0	0-0	0-0	0
10/19/19	Southeast Missouri	-	DNP	-	-	-	-	-
10/26/19	Murray State	-	DNP	-	-	-	-	-
11/2/19	@UT Martin	-	DNP	-	-	-	-	-
11/9/19	@Tennessee Tech	-	DNP	-	-	-	-	-
11/23/19	Eastern Kentucky	-	DNP	-	-	-	-	-

NESBY'S 2018 GAME-BY-GAME

DATE	OPPONENT	UT	AT	TT	TFL-YDS	SCKS-YDS	INT-YDS	BRK
8/25/18	vs. N.C. A&T	-	DNP	-	-	-	-	-
9/8/18	Miss. Valley State	0	1	1	0-0	0-0	0-0	0
9/22/18	Tennessee Tech	-	DNP	-	-	-	-	-
9/29/18	Austin Peay	-	DNP	-	-	-	-	-
10/6/18	at Eastern Kentucky	-	DNP	-	-	-	-	-
10/13/18	Eastern Illinois	-	DNP	-	-	-	-	-
10/20/18	at Southeast Missouri	-	DNP	-	-	-	-	-
10/27/18	at Murray State	-	DNP	-	-	-	-	-
11/3/18	UT Martin	-	DNP	-	-	-	-	-
11/10/18	at Tennessee State	-	DNP	-	-	-	-	-
11/17/18	at Kennesaw State	-	DNP	-	-	-	-	-
11/24/18	East Tennessee St.	-	DNP	-	-	-	-	-
12/1/18	at Maine	-	DNP	-	-	-	-	-



JACQUEZ PAYTON #10 CB

6-1 • 176 • R-JR.

GEORGIANA, ALA.

GEORGIANA HS

• 2020-21 OVC SECOND TEAM

2020-21: Turned in four tackles in the season opener at Florida State after missing the 2019 season...made one stop versus Mercer...made two stops and a pass break up at North Alabama...saw action at FIU...posted a pair of tackles and a pass break up against Tennessee Tech...recorded five tackles and collected an interception at Tennessee State...made one stop and a pass break up at UT Martin...recorded an interception versus Southeast Missouri...finished with five tackles and two pass break ups versus Austin Peay...turned in one tackle and a pass break up at Eastern Illinois...had a pair of tackles and two pass breakups at Murray State.

PAYTON'S CAREER STATS

TACKLES	G	UA	A	TOTAL	TFL	YDS	PD	FF	FR
2017	12	12	8	20	0-0	0	4	0	0
2018	13	20	9	29	0.5	2	12	1	0
2020-21	11	19	5	21	0.0	0	8	0	0
TOTAL	36	51	22	71	0-0	2	23	1	0

PAYTON'S CAREER HIGH GAME STATS

	NO.	OPPONENT	DATE
Tackles	4	4x; last at Tennessee State	10/3/20
Tackles for loss	0.5	at Eastern Kentucky	10/6/18
Sacks	-	-	-
FF	1	vs. Mississippi Valley State	9/8/18
PB	3	vs. UT Martin	11/3/18
INT	1	2x; last vs. Southeast Missouri	3/21/21

PAYTON'S 2020-21 GAME-BY-GAME

DATE	OPPONENT	UT	AT	TT	TFL-YDS	SCKS-YDS	INT-YDS	BRK
10/3/20	at Florida State	4	0	4	0-0	0-0	0-0	0
10/10/20	Mercer	0	1	1	0-0	0-0	0-0	0
10/17/20	at North Alabama	2	0	2	0-0	0-0	0-0	1
10/23/20	at FIU	0	0	0	0-0	0-0	0-0	0
2/28/21	Tennessee Tech	2	0	2	0-0	0-0	0-0	1
3/7/21	at Tennessee State	4	1	5	0-0	0-0	1-0	0
3/14/21	at UT Martin	1	0	1	0-0	0-0	0-0	0
3/21/21	Southeast Missouri	0	1	1	0-0	0-0	1-3	0
3/28/21	Austin Peay	3	2	5	0-0	0-0	0-0	2
4/3/21	at Eastern Illinois	1	0	1	0-0	0-0	0-0	1
4/11/21	at Murray State	2	0	2	0-0	0-0	0-0	2
4/24/21	Davidson	-	-	-	-	-	-	-

PAYTON'S 2018 GAME-BY-GAME

DATE	OPPONENT	UT	AT	TT	TFL-YDS	SCKS-YDS	INT-YDS	BRK
8/25/18	vs. N.C. A&T	1	2	3	0-0	0-0	0-0	2
9/8/18	Miss. Valley State	3	1	4	0-0	0-0	0-0	0
9/22/18	Tennessee Tech	1	2	3	0-0	0-0	0-0	0
9/29/18	Austin Peay	0	0	0	0-0	0-0	0-0	2
10/6/18	at Eastern Kentucky	1	2	3	0.5-2	0-0	0-0	0
10/13/18	Eastern Illinois	2	1	3	0-0	0-0	0-0	1
10/20/18	at Southeast Missouri	3	1	4	0-0	0-0	0-0	1
10/27/18	at Murray State	0	0	0	0-0	0-0	0-0	2
11/3/18	UT Martin	3	0	3	0-0	0-0	0-0	3
11/10/18	at Tennessee State	3	0	3	0-0	0-0	0-0	1
11/17/18	at Kennesaw State	1	0	1	0-0	0-0	0-0	0
11/24/18	East Tennessee St.	1	0	1	0-0	0-0	0-0	0
12/1/18	at Maine	1	0	1	0-0	0-0	0-0	0

PAYTON'S 2017 GAME-BY-GAME

DATE	OPPONENT	UT	AT	TT	TFL-YDS	SCKS-YDS	INT-YDS	BRK
8/26/17	vs. Chattanooga	1	0	1	0-0	0-0	0-0	0
9/9/17	@Georgia Tech	0	0	0	0-0	0-0	0-0	0
9/23/17	Liberty	1	1	2	0-0	0-0	0-0	1
9/30/17	@Tennessee Tech	0	0	0	0-0	0-0	0-0	0
10/7/17	@Austin Peay	2	2	4	0-0	0-0	0-0	1
10/14/17	Eastern Kentucky	0	1	1	0-0	0-0	0-0	0
10/21/17	@Eastern Illinois	3	0	0	0-0	0-0	0-0	0
10/28/17	Southeast Missouri	1	0	1	0-0	0-0	0-0	0
11/4/17	Murray State	0	0	0	0-0	0-0	0-0	1
11/11/17	@UT Martin	2	0	2	0-0	0-0	0-0	1
11/16/17	Tennessee State	0	0	0	0-0	0-0	0-0	0
12/2/17	Kennesaw State	0	0	0	0-0	0-0	0-0	0

**MIKE****#13****PETTWAY****WR****5-10 • 170 • R-FR.****ALABASTER, ALA.****WASHINGTON STATE****• 2020-21 OVC SECOND TEAM**

2020-21: Made his Gamecock debut with a catch against Tennessee Tech...led JSU in catches with six grabs for 75 yards, including a 30-yard catch at Tennessee State...grabbed a 14-yard TD pass at UT Martin...recorded four catches for 60 yards vs. Southeast Missouri...finished with one catch and a kickoff return for 28 yards versus Austin Peay...turned in 18 yards rushing and one reception for 10 yards at Eastern Illinois...made one grab for 13 yards at Murray State

PETTWAY'S CAREER STATS

REC	G	REC	YDS	TD	LG	REC/G	AVG/C	AVG/G
2020-21	7	15	180	1	30	2.3	12.0	25.7
TOTALS	7	15	180	1	30	2.3	12.0	25.7

PETTWAY'S CAREER HIGH GAME STATS

	NO.	OPPONENT	DATE
Receptions	6	at Tennessee State	3/7/21
Receiving Yards	75	at Tennessee State	3/7/21
Receiving TDs	1	at UT Martin	3/14/21
Long Play	30	at Tennessee State	3/7/21

PETTWAY'S 2020-21 GAME-BY-GAME

DATE	OPPONENT	REC	YDS	LNG	AVG	TD
2/28/21	Tennessee Tech	1	6	6	6.0	0
3/7/21	at Tennessee State	6	75	30	12.5	0
3/14/21	at UT Martin	1	14	14	14.0	1
3/21/21	Southeast Missouri	4	60	28	15.0	0
3/28/21	Austin Peay	1	2	2	2.0	0
4/3/21	at Eastern Illinois	1	10	10	10.0	0
4/11/21	at Murray State	1	13	13	13.0	0
4/24/21	Davidson	-	-	-	-	-

**HUDSON****#31****PETTY****SAF****6-1 • 200 • R-FR.****WHITWELL, TENN.****WHITWELL HS**

2020-21: Did not see action at Florida State...posted four tackles against Mercer...saw action at North Alabama and at FIU...saw action against Tennessee Tech...did not play at Tennessee State...made one stop at UT Martin...saw action versus Southeast Missouri and Austin Peay...returned a fumble 22 yards for a TD at Eastern Illinois...saw action at Murray State.

PETTY'S CAREER STATS

TACKLES	G	UA	A	TOTAL	TFL	YDS	PD	FF	FR
2019	3	2	1	3	0	0	0	0	0
2020-21	8	1	4	5	0	0	0	0	1
TOTAL	11	3	5	8	0	0	0	0	1

PETTY'S CAREER HIGH GAME STATS

	NO.	OPPONENT	DATE
Tackles	4	vs. Mercer	10/20/20
Tackles for loss	-	-	-
Sacks	-	-	-
FF	-	-	-
FR	1	at Eastern Illinois	4/3/21
PB	-	-	-
INT	-	-	-

PETTY'S 2020 GAME-BY-GAME

DATE	OPPONENT	UT	AT	TT	TFL-YDS	SCKS-YDS	INT-YDS	BRK
10/3/20	at Florida State	-	DNP	-	-	-	-	-
10/10/20	Mercer	1	3	4	0-0	0-0	0-0	0
10/17/20	at North Alabama	0	0	0	0-0	0-0	0-0	0
10/23/20	at FIU	0	0	0	0-0	0-0	0-0	0
2/28/21	Tennessee Tech	0	0	0	0-0	0-0	0-0	0
3/7/21	at Tennessee State	-	DNP	-	-	-	-	-
3/14/21	at UT Martin	0	1	1	0-0	0-0	0-0	0
3/21/21	Southeast Missouri	0	0	0	0-0	0-0	0-0	0
3/28/21	Austin Peay	0	0	0	0-0	0-0	0-0	0
4/3/21	at Eastern Illinois	0	0	0	0-0	0-0	0-0	0
4/11/21	at Murray State	0	0	0	0-0	0-0	0-0	0
4/24/21	Davidson	-	-	-	-	-	-	-

PETTY'S 2019 GAME-BY-GAME

DATE	OPPONENT	UT	AT	TT	TFL-YDS	SCKS-YDS	INT-YDS	BRK
8/24/19	@SE Louisiana	-	DNP	-	-	-	-	-
9/7/19	Chattanooga	0	0	0	0-0	0-0	0-0	0
9/14/19	Eastern Washington	-	DNP	-	-	-	-	-
9/21/19	North Alabama	-	DNP	-	-	-	-	-
9/28/19	@Austin Peay	-	DNP	-	-	-	-	-
10/5/19	Tennessee State	-	DNP	-	-	-	-	-
10/12/19	@Eastern Illinois	-	DNP	-	-	-	-	-
10/19/19	Southeast Missouri	-	DNP	-	-	-	-	-
10/26/19	Murray State	-	DNP	-	-	-	-	-
11/2/19	@UT Martin	2	1	3	0-0	0-0	0-0	0
11/9/19	@Tennessee Tech	0	0	0	0-0	0-0	0-0	0
11/23/19	Eastern Kentucky	0	0	0	0-0	0-0	0-0	0

**JAMIAS****#15****PRESLEY****CB****5-10 • 170 • R-SO.****OPELIKA, ALA.****OPELIKA HS**

2020-21: Did not see action at Florida State...posted three tackles and credited with a pass break up versus Mercer...posted a tackle at North Alabama...did not play at FIU...saw action against Tennessee Tech...credited with a pass break up at Tennessee State...made four tackles and broke up a pass at UT Martin...recorded five tackles versus Southeast Missouri...led JSU in tackles versus Austin Peay with seven stops and 1.5 for a loss...turned in one tackle at Eastern Illinois...posted five tackles at Murray State and an interception.

PRESLEY'S CAREER STATS

TACKLES	G	UA	A	TOTAL	TFL	YDS	PD	FF	FR
2019	11	3	2	5	0-0	0-0	0	0	0
2020-21	9	16	10	26	1.5	8	3	1	1
TOTAL	19	15	11	26	1.5	8	3	0	0

PRESLEY'S CAREER HIGH GAME STATS

	NO.	OPPONENT	DATE
Tackles	7	vs. Austin Peay	3/28/21
Tackles for loss	1.5	vs. Austin Peay	3/28/21
Sacks	-	-	-
FF	-	-	-
PB	1	3x; last at UT Martin	3/14/21
INT	1	at Murray State	4/11/21

PRESLEY'S 2020-21 GAME-BY-GAME

DATE	OPPONENT	UT	AT	TT	TFL-YDS	SCKS-YDS	INT-YDS	BRK
10/3/20	at Florida State	-	DNP	-	-	-	-	-
10/10/20	Mercer	2	1	3	0-0	0-0	0-0	0
10/17/20	at North Alabama	1	0	1	0-0	0-0	0-0	0
10/23/20	at FIU	-	DNP	-	-	-	-	-
2/28/21	Tennessee Tech	0	0	0	0-0	0-0	0-0	0
3/7/21	at Tennessee State	0	0	0	0-0	0-0	0-0	1
3/14/21	at UT Martin	1	3	4	0-0	0-0	0-0	1
3/21/21	Southeast Missouri	4	3	7	1.5-8	0-0	0-0	0
3/28/21	Austin Peay	1	0	1	0-0	0-0	0-0	0
4/3/21	at Eastern Illinois	1	0	1	0-0	0-0	0-0	0
4/11/21	at Murray State	4	1	5	0-0	0-0	1-0	0

PRESLEY'S 2019 GAME-BY-GAME									
DATE	OPPONENT	UT	AT	TT	TFL-YDS	SCKS-YDS	INT-YDS	BRK	
8/24/19	@SE Louisiana	0	0	0	0-0	0-0	0-0	0	
9/7/19	Chattanooga	0	0	0	0-0	0-0	0-0	0	
9/14/19	Eastern Washington	0	1	1	0-0	0-0	0-0	0	
9/21/19	North Alabama	0	0	0	0-0	0-0	0-0	0	
9/28/19	@Austin Peay	0	1	1	0-0	0-0	0-0	0	
10/5/19	Tennessee State	1	0	1	0-0	0-0	0-0	0	
10/12/19	@Eastern Illinois	-	DNP	-					
10/19/19	Southeast Missouri	1	0	1	0-0	0-0	0-0	0	
10/26/19	Murray State	0	0	0	0-0	0-0	0-0	0	
11/2/19	@UT Martin	0	0	0	0-0	0-0	0-0	0	
11/9/19	@Tennessee Tech	1	0	1	0-0	0-0	0-0	0	
11/23/19	Eastern Kentucky	0	0	0	0-0	0-0	0-0	0	



DAVE **#7**
RUSSELL, III **WR**
6-0 • 202 • R-SO.
OXFORD, ALA.
OXFORD HS


2020-21: Led the JSU receivers with seven catches for 74 yards in the season opener at Florida State...made one grab versus Mercer...had three catches for 50 yards at North Alabama...saw action at FIU...had five catches for 81 yards, including a TD grab against Tennessee Tech...hailed in two catches for 38 yards...also had a 29-yard TD catch vs. TSU...made five catches for 107 yards, including a 67-yard grab...caught a six-yard TD pass...recorded one catch for four yards versus Southeast Missouri...saw action versus Austin Peay and at Eastern Illinois...played against Murray State.

RUSSELL'S CAREER STATS								
REC	G	REC	YDS	TD	LG	REC/G	AVG/C	AVG/G
2019	10	4	24	0	8	0.4	6.0	2.4
2020-21	11	24	351	3	67	2.4	14.6	31.9
TOTALS	21	28	375	3	67	1.5	13.4	16.3

RUSSELL'S CAREER HIGH GAME STATS			
NO.	OPPONENT	DATE	
Receptions	7	at Florida State	10/3/20
Receiving Yards	107	at UT Martin	3/14/21
Receiving TDs	1	3x; last at UT Martin	3/14/21
Long Play	67	at UT Martin	3/14/21

RUSSELL'S 2020-21 GAME-BY-GAME						
DATE	OPPONENT	REC	YDS	LNG	AVG	TD
10/3/20	at Florida State	7	74	19	10.6	0
10/10/20	Mercer	1	-3	-3	-3.0	0
10/17/20	at North Alabama	3	50	18	16.7	0
10/23/20	at FIU	0	0	0	0.0	0
2/28/21	Tennessee Tech	5	81	42	16.2	1
3/7/21	at Tennessee State	2	38	29	19.0	1
3/14/21	at UT Martin	5	107	67	21.4	1
3/21/21	Southeast Missouri	1	4	4	4.0	0
3/28/21	Austin Peay	0	0	0	0.0	0
4/3/21	at Eastern Illinois	0	0	0	0.0	0
4/11/21	at Murray State	0	0	0	0.0	0
4/24/21	Davidson	-	-	-	-	-

RUSSELL'S 2019 GAME-BY-GAME						
DATE	OPPONENT	REC	YDS	LNG	AVG	TD
8/29/19	@SE Louisiana	0	0	0	0.0	0
9/7/19	Chattanooga	0	0	0	0.0	0
9/14/19	Eastern Washington	0	0	0	0.0	0
9/21/19	North Alabama	-	DNP	-		
9/28/19	@Austin Peay	0	0	0	0.0	0
10/5/19	Tennessee State	0	0	0	0.0	0
10/12/19	@Eastern Illinois	0	0	0	0.0	0
10/19/19	Southeast Missouri	0	0	0	0.0	0
10/26/19	Murray State	1	8	8	8.0	0
11/2/19	@UT Martin	1	5	5	5.0	0
11/9/19	@Tennessee Tech	2	11	7	5.5	0
11/23/19	Eastern Kentucky	-	DNP	-		



JOSH **#5**
SAMUEL **WR**
5-11 • 215 • R-JR.
GREENVILLE, S.C.
CENTRAL GWINNETT HS/WESTERN KENTUCKY

• 2020-21 OVC SECOND TEAM

2020-21: Credited with one catch in the season opener at Florida State...also had a 20-yard TD run at FSU...carried the ball eight times for 44 yards versus Mercer...collected 24 yards on seven carries at North Alabama...led Jax State in rushing against FIU with 163 yards on 25 carries, including a 21-yard run...scored on a two-yard run in the second quarter of the game...finished with 37 yards on 17 carries against Tennessee Tech...turned in a two-yard TD run vs. TTU...had 71 yards on 13 carries at Tennessee State...finished with 37 rushing yards and put JSU on the scoreboard with a four-yard TD run...recorded 62 yards on 10 carries along with a 54-yard TD pass to seal the Southeast Missouri game...recorded his fifth rushing touchdown of the season with a three-yard TD run to cap off JSU's opening drive. He finished with a game-high 89 yards on 20 carries...also caught a pair of passes for 63 yards, including a 48-yard grab that sparked JSU's scoring drive...turned in 130 yards rushing on 12 carries, including a 10-yard run at Eastern Illinois...had 30 yards on eight carries, including a one-yard TD run at Murray State.

SAMUEL'S CAREER STATS							
RUSHING	G	ATT	YDS	TD	LG	AVG/C	AVG/G
2020-21	11	131	707	7	64	5.4	64.3
TOTAL	11	131	707	7	64	5.4	64.3

SAMUEL'S CAREER STATS						
REC	G	REC	YDS	TD	LG	REC/G
2020-21	11	14	197	1	54	1.3
TOTALS	11	14	197	1	54	1.3

SAMUEL'S CAREER HIGH GAME STATS			
NO.	OPPONENT	DATE	
Rush Attempts	25	at FIU	10/23/20
Rush Yards	163	at FIU	10/23/20
Rush TD's	1	7x; last at Murray State	4/11/21
Receptions	5	at FIU	10/23/20
Receiving Yards	63	vs. Austin Peay	3/28/21
Receiving TDs	1	vs. Southeast Missouri	3/21/21
Long Play	54	2x; last vs. Austin Peay	3/28/21

SAMUEL'S 2020-21 GAME-BY-GAME						
DATE	OPPONENT	RUSH	YDS	AVG	TD	TD RUNS
10/3/20	at Florida State	1	14	3.5	0	-
10/10/20	Mercer	4	10	1.7	0	-
10/17/20	at North Alabama	7	24	3.4	0	-
10/23/20	at Florida International	25	163	6.5	1	2
2/28/21	Tennessee Tech	17	37	2.2	1	2
3/7/21	at Tennessee State	13	71	5.5	0	-
3/14/21	at UT Martin	9	37	4.1	1	4
3/21/21	Southeast Missouri	10	62	6.2	0	-
3/28/21	Southeast Missouri	20	89	4.4	1	5
4/3/21	at Eastern Illinois	12	130	10.8	1	10
4/11/21	at Murray State	8	30	3.8	1	1
4/24/21	Davidson	-	-	-	-	-

SAMUEL'S 2020-21 GAME-BY-GAME						
DATE	OPPONENT	REC	YDS	LNG	AVG	TD
10/3/20	at Florida State	7	74	19	10.6	0
10/10/20	Mercer	0	0	0	0	0
10/17/20	at North Alabama	1	9	9	9.0	0
10/23/20	at FIU	5	38	21	7.6	0
2/21/21	at Tennessee State	1	11	11	11.0	0
2/28/21	Tennessee Tech	0	0	0	0.0	0
3/14/21	at UT Martin	1	5	5	5.0	0
3/21/21	Southeast Missouri	1	54	54	54.0	1
3/28/21	Austin Peay	2	63	54	31.5	0
4/3/21	at Eastern Illinois	0	0	0	0.0	0
4/11/21	at Murray State	1	8	8	8.0	0
4/24/21	Davidson	-	-	-	-	-



RICKY **#35**
SAMUEL **DL**
6-3 • 300 • R-FR.
BREWTON, ALA.
T.R. MILLER HS/TROY

2020-21: Did not see action in the season opener at Florida State...played versus Mercer...made one tackle at North Alabama...saw action at FIU...miss the Tennessee Tech game...did not play at Tennessee State...missed the UT Martin and Southeast Missouri game...saw action versus Austin Peay...missed the Eastern Illinois game...played at Murray State.

SAMUEL'S CAREER STATS

TACKLES	G	UA	A	TOTAL	TFL	YDS	PD	FF	FR
2020-21	4	1	0	1	0-0	0-0	0	0	0
TOTAL	4	1	0	1	0-0	0-0	0	0	0

SAMUEL'S CAREER HIGH GAME STATS

	NO.	OPPONENT	DATE
Tackles	1	at North Alabama	10/17/20
Tackles for loss	-		
Sacks	-		
FF	-		
PB	-		
INT	-		

SAMUEL'S 2020-21 GAME-BY-GAME

DATE	OPPONENT	UT	AT	TT	TFL-YDS	SCKS-YDS	INT-YDS	BRK
10/3/20	at Florida State	-	DNP	-	-	-	-	-
10/10/20	Mercer	0	0	0	0-0	0-0	0-0	0
10/17/20	at North Alabama	1	0	1	0-0	0-0	0-0	0
10/23/20	at FIU	0	0	0	0-0	0-0	0-0	0
2/28/21	Tennessee Tech	-	DNP	-	-	-	-	-
3/7/21	at Tennessee State	-	DNP	-	-	-	-	-
3/14/21	at UT Martin	-	DNP	-	-	-	-	-
3/21/21	Southeast Missouri	-	DNP	-	-	-	-	-
3/28/21	Austin Peay	0	0	0	0-0	0-0	0-0	0
4/3/21	at Eastern Illinois	-	DNP	-	-	-	-	-
4/11/21	at Murray State	0	0	0	0-0	0-0	0-0	0
4/24/21	Davidson	-	-	-	-	-	-	-



UMSTEAD **#12**
SANDERS **LB**
6-2 • 247 • R-SR.
PORT ST. JOE, FLA.
PORT ST. JOE HS/FLORIDA

• **2020-21 OVC SECOND TEAM**

2020-21: Finished with seven tackles in his Gamecock debut against Florida State...turned in four stops versus Mercer...posted four tackles, including a sack at North Alabama...made one tackle at FIU...made a tackle for a loss and blocked a field goal against Tennessee Tech...tallied two tackles at Tennessee State...made three stops at UT Martin, including 1.5 stops for a loss...recorded four tackles and credited with three QB hurries versus Southeast Missouri...finished with two tackles versus Austin Peay...turned in a tackle for a loss at EIU...made three tackles at Murray State.

SANDERS' CAREER STATS

TACKLES	G	UA	A	TOTAL	TFL	YDS	PD	FF	FR
2020-21	11	11	20	31	4.0	12	0	0	0
TOTAL	11	11	20	31	4.0	12	0	0	0

SANDERS' CAREER HIGH GAME STATS

	NO.	OPPONENT	DATE
Tackles	7	at Florida State	10/3/20
Tackles for loss	1.5	at UT Martin	3/14/21
Sacks	0.5	at North Alabama	10/17/20
FF	-		
PB	-		
INT	-		

SANDERS' 2020-21 GAME-BY-GAME

DATE	OPPONENT	UT	AT	TT	TFL-YDS	SCKS-YDS	INT-YDS	BRK
10/3/20	at Florida State	3	4	7	0-0	0-0	0-0	0
10/10/20	Mercer	0	4	4	0-0	0-0	0-0	0
10/17/20	at North Alabama	1	3	4	0.5-0	0.5-0	0-0	0
10/23/20	at FIU	1	9	1	0-0	0-0	0-0	0
2/28/21	Tennessee Tech	1	0	1	1.0-4	0-0	0-0	0
3/7/21	at Tennessee State	0	2	2	0-0	0-0	0-0	0
3/14/21	at UT Martin	1	2	3	1.5-7	0-0	0-0	0
3/21/21	Southeast Missouri	1	3	4	0-0	0-0	0-0	0
3/28/21	Austin Peay	0	2	2	0-0	0-0	0-0	0
4/3/21	at Eastern Illinois	0	0	0	0-0	0-0	0-0	0
4/11/21	at Murray State	-0	2	2	0-0	0-0	0-0	0



JARED **#1**
SCOTT **WR**
6-6 • 225 • SR.
OAK PARK, ILL.
OAK PARK-RIVER FORES HS/PRAIRIE VIEW A&M

2020-21: Made one catch in his debut with the Gamecocks in the season opener at Florida State...caught one pass for eight yards versus Mercer...had one catch at North Alabama...collected one catch at FIU...saw action against Tennessee Tech and at Tennessee State...played against UT Martin...saw action versus Southeast Missouri and Austin Peay...caught two passes for 35 yards at Eastern Illinois...had three catches for 34 yards at Murray State.

SCOTT'S CAREER STATS

REC	G	REC	YDS	TD	LG	REC/G	AVG/C	AVG/G
2020-21	11	9	99	0	27	0.6	11.0	9.0
TOTALS	11	9	99	0	27	0.6	11.0	9.0

SCOTT'S CAREER HIGH GAME STATS

	NO.	OPPONENT	DATE
Receptions	3	at Murray State	4/11/21
Receiving Yards	35	at Eastern Illinois	4/3/21
Receiving TDs	-		-
Long Play	27	at Eastern Illinois	4/3/21

SCOTT'S 2020-21 GAME-BY-GAME

DATE	OPPONENT	REC	YDS	LNG	AVG	TD
10/3/20	at Florida State	1	7	7	7.0	0
10/10/20	Mercer	1	8	8	8.0	0
10/17/20	at North Alabama	1	6	6	6.0	0
10/23/20	at FIU	1	9	9	9.0	0
2/28/21	Tennessee Tech	0	0	0	0.0	0
2/21/21	at Tennessee State	0	0	0	0.0	0
3/14/21	at UT Martin	0	0	0	0.0	0
3/21/21	Southeast Missouri	0	0	0	0.0	0
3/28/21	Austin Peay	0	0	0	0.0	0
4/3/21	at Eastern Illinois	2	35	27	17.5	0
4/11/21	at Murray State	3	34	18	11.3	0



GEORGE **#6**
STEELE **CB**
5-10 • 180 • R-SO.
TRUSSVILLE, ALA.
HEWITT-TRUSSVILLE HS

2020-21: Made three stops in the season opener at Florida State...saw action versus Mercer...had one stop and a pass break up at North Alabama...finished with three tackles and forced a fumble at FIU...turned in a tackle against Tennessee Tech...credited with a pass break up at Tennessee State...made three tackles at UT Martin...recorded a stop for a loss versus Southeast Missouri...finished with five tackles and a stop for a loss vs. Austin Peay...started at Eastern Illinois...posted a pair of tackles at Murray State.

STEELE'S CAREER STATS

TACKLES	G	UA	A	TOTAL	TFL	YDS	PD	FF	FR
2018	2	0	1	1	0.0	0	0	0	0
2019	12	19	2	21	1.0	2	0	1	0
2020-21	11	16	7	23	2.0	2	2	1	0
TOTAL	25	35	10	45	3.0	4	2	2	0

STEELE'S CAREER HIGH GAME STATS

	NO.	OPPONENT	DATE
Tackles	7	vs. Murray State	10/26/19
Tackles for loss	1.0	3x; last vs. Austin Peay	3/28/21
Sacks	-	-	-
FF	1	2x; last at FIU	10/23/20
PB	1	2x; last at Tennessee State	3/7/21
INT	-	-	-

STEELE'S 2020-21 GAME-BY-GAME

DATE	OPPONENT	UT	AT	TT	TFL-YDS	SCKS-YDS	INT-YDS	BRK
10/3/20	at Florida State	1	2	3	0-0	0-0	0-0	0
10/10/20	Mercer	0	0	0	0-0	0-0	0-0	0
10/17/20	at North Alabama	1	0	1	0-0	0-0	0-0	1
10/23/20	at FIU	3	0	3	0-0	0-0	0-0	0
2/28/21	Tennessee Tech	1	0	1	0-0	0-0	0-0	0
3/7/21	at Tennessee State	0	0	0	0-0	0-0	0-0	1
3/14/21	at UT Martin	2	1	3	0-0	0-0	0-0	0
3/21/21	Southeast Missouri	1	0	1	1.0-1	0-0	0-0	0
3/28/21	Austin Peay	5	0	5	1.0-1	0-0	0-0	0
4/3/21	at Eastern Illinois	0	0	0	0-0	0-0	0-0	0
4/11/21	at Murray State	0	2	2	0-0	0-0	0-0	0
4/24/21	Davidson	-	-	-	-	-	-	-

STEELE'S 2019 GAME-BY-GAME

DATE	OPPONENT	UT	AT	TT	TFL-YDS	SCKS-YDS	INT-YDS	BRK
8/24/19	@SE Louisiana	-	DNP	-	-	-	-	-
9/7/19	Chattanooga	0	0	0	0-0	0-0	0-0	0
9/14/19	Eastern Washington	0	0	0	0-0	0-0	0-0	0
9/21/19	North Alabama	1	0	1	0-0	0-0	0-0	0
9/28/19	@Austin Peay	2	0	2	0-0	0-0	0-0	0
10/5/19	Tennessee State	0	0	0	0-0	0-0	0-0	0
10/12/19	@Eastern Illinois	1	0	1	0-0	0-0	0-0	0
10/19/19	Southeast Missouri	0	0	0	0-0	0-0	0-0	0
10/26/19	Murray State	7	0	7	1.0-2	0-0	0-0	0
11/2/19	@UT Martin	3	1	4	0-0	0-0	0-0	0
11/9/19	@Tennessee Tech	2	0	2	0-0	0-0	0-0	0
11/23/19	Eastern Kentucky	3	1	4	0-0	0-0	0-0	0

STEELE'S 2018 GAME-BY-GAME

DATE	OPPONENT	UT	AT	TT	TFL-YDS	SCKS-YDS	INT-YDS	BRK
8/25/18	vs. N.C. A&T	-	DNP	-	-	-	-	-
9/8/18	Miss. Valley State	-	DNP	-	-	-	-	-
9/22/18	Tennessee Tech	-	DNP	-	-	-	-	-
9/29/18	Austin Peay	-	DNP	-	-	-	-	-
10/6/18	at Eastern Kentucky	-	DNP	-	-	-	-	-
10/13/18	Eastern Illinois	-	DNP	-	-	-	-	-
10/20/18	at Southeast Missouri	-	DNP	-	-	-	-	-
10/27/18	at Murray State	0	1	1	0-0	0-0	0-0	0
11/3/18	UT Martin	-	DNP	-	-	-	-	-
11/10/18	at Tennessee State	0	0	0	0-0	0-0	0-0	0
11/17/18	at Kennesaw State	-	DNP	-	-	-	-	-
11/24/18	East Tennessee St.	-	DNP	-	-	-	-	-
12/1/18	at Maine	-	DNP	-	-	-	-	-



JAYLEN **#30**
SWAIN **DE**
5-10 • 235 • FR.
OXFORD, ALA.
OXFORD HS

• 2020-21 OVC SECOND TEAM

2020-21: Made his Gamecock debut against Florida State with one tackle in the contest...added five tackles, including a stop for a loss versus Mercer...registered 1.5 stops for a loss with a sack included at North Alabama...recorded a tackle at FIU...turned in three tackles against Tennessee Tech...posted a tackle at Tennessee State...finished with four tackles, half for a loss, including a sack at UT Martin...recorded five tackles versus Southeast Missouri, including 2.5 stops for a loss...finished with six tackles and a stop for a loss vs. Austin Peay...led JSU in tackles with eight, including two for a loss...recorded four tackles at Murray State, highlighted by a sack.

SWAIN'S CAREER STATS

TACKLES	G	UA	A	TOTAL	TFL	YDS	PD	FF	FR
2020-21	11	27	16	43	10.5	55	1	0	0
TOTAL	11	27	16	43	10.5	55	1	0	0

SWAIN'S CAREER HIGH GAME STATS

	NO.	OPPONENT	DATE
Tackles	8	at Eastern Illinois	4/3/21
Tackles for loss	2.5	vs. Southeast Missouri	3/21/21
Sacks	1.0	2x; last at Murray State	4/11/21
FF	-	-	-
PB	1	2x; last at Eastern Illinois	4/3/21
INT	-	-	-

SWAIN'S 2020-21 GAME-BY-GAME

DATE	OPPONENT	UT	AT	TT	TFL-YDS	SCKS-YDS	INT-YDS	BRK
10/3/20	at Florida State	0	1	1	0-0	0-0	0-0	0
10/10/20	Mercer	3	2	5	1.0-3	0-0	0-0	0
10/17/20	at North Alabama	2	2	4	1.5-3	0.5-2	0-0	0
10/23/20	at FIU	1	0	1	0-0	0-0	0-0	0
2/28/21	Tennessee Tech	2	1	3	0-0	0-0	0-0	0
3/7/21	at Tennessee State	1	0	1	0-0	0-0	0-0	0
3/14/21	at UT Martin	2	2	4	2.0-16	1.0-14	0-0	0
3/21/21	Southeast Missouri	2	3	5	2.5-8	0.5-3	0-0	0
3/28/21	Austin Peay	4	2	6	0.5-1	0-0	0-0	0
4/3/21	at Eastern Illinois	7	1	8	2.0-12	0-0	0-0	1
4/11/21	at Murray State	3	1	4	1.0-12	1.0-12	0-0	0
4/24/21	Davidson	-	-	-	-	-	-	-



DREW #32
TEJCHMAN SAF
 5-11 • 195 • R-JR.
 ACWORTH, GA.
 NORTH COBB HS/UNLV

2020-21: Made his Gamecock debut Tennessee Tech and recorded a tackle...registered three tackles at Tennessee State...made on tackle at UT Martin...registered two tackles versus Southeast Missouri...played in the Austin Peay and Eastern Illinois game...saw action at Murray State.

TEJCHMAN'S CAREER STATS									
TACKLES	G	UA	A	TOTAL	TFL	YDS	PD	FF	FR
2020-21	7	5	3	8	0.0	0	0	0	0
TOTAL	7	5	3	8	0.0	0	0	0	0

TEJCHMAN'S CAREER HIGH GAME STATS				DATE	
NO.	OPPONENT				
Tackles	4	at Tennessee State		3/7/21	
Tackles for loss	-				
Sacks	-				
FF	-				
PB	-				
INT	-				

TEJCHMAN'S 2020-21 GAME-BY-GAME								
DATE	OPPONENT	UT	AT	TT	TFL-YDS	SCKS-YDS	INT-YDS	BRK
2/28/21	Tennessee Tech	0	1	1	0-0	0-0	0-0	0
3/7/21	at Tennessee State	3	0	3	0-0	0-0	0-0	0
3/14/21	at UT Martin	1	0	1	0-0	0-0	0-0	0
3/21/21	Southeast Missouri	1	1	2	0-0	0-0	0-0	0
3/28/21	Austin Peay	0	0	0	0-0	0-0	0-0	0
4/3/21	at Eastern Illinois	0	1	1	0-0	0-0	0-0	0
4/11/21	at Murray State	0	0	0	0-0	0-0	0-0	0
4/24/21	Davidson	-	-	-	-	-	-	-



MARKEYCE #41
TROUTMAN DE
 6-4 • 230 • R-SO.
 BUTLER, GA.
 TAYLOR COUNTY HS

2020-21: Did not see action at Florida State and versus Mercer...missed the North Alabama game...did not play at FIU...did not play against Tennessee Tech and at Tennessee State...missed the UT Martin and Southeast Missouri game...did not play vs. Austin Peay and EIU...missed the Murray state game.

TROUTMAN'S CAREER STATS									
TACKLES	G	UA	A	TOTAL	TFL	YDS	PD	FF	FR
2020-21	-	-	-	-	-	-	-	-	-
TOTAL	-	-	-	-	-	-	-	-	-

TROUTMAN'S CAREER HIGH GAME STATS				DATE	
NO.	OPPONENT				
Tackles	-				
Tackles for loss	-				
Sacks	-				
FF	-				
PB	-				
INT	-				

TROUTMAN'S 2020-21 GAME-BY-GAME								
DATE	OPPONENT	UT	AT	TT	TFL-YDS	SCKS-YDS	INT-YDS	BRK
10/3/20	at Florida State	-	DNP	-				
10/10/20	Mercer	-	DNP	-				
10/17/20	at North Alabama	-	DNP	-				
10/23/20	at FIU	-	DNP	-				
2/28/21	Tennessee Tech	-	DNP	-				
3/7/21	at Tennessee State	-	DNP	-				
3/14/21	at UT Martin	-	DNP	-				
3/21/21	Southeast Missouri	-	DNP	-				
3/28/21	Austin Peay	-	DNP	-				
4/3/21	at Eastern Illinois	-	DNP	-				
4/11/21	at Murray State	-	DNP	-				
4/24/21	Davidson	-	-	-	-	-	-	-

TROUTMAN'S 2019 GAME-BY-GAME								
DATE	OPPONENT	UT	AT	TT	TFL-YDS	SCKS-YDS	INT-YDS	BRK
8/24/19	@SE Louisiana	-	DNP	-	-	-	-	-
9/7/19	Chattanooga	-	DNP	-				
9/14/19	Eastern Washington	-	DNP	-				
9/21/19	North Alabama	-	DNP	-				
9/28/19	@Austin Peay	-	DNP	-				
10/5/19	Tennessee State	-	DNP	-				
10/12/19	@Eastern Illinois	-	DNP	-				
10/19/19	Southeast Missouri	-	DNP	-				
10/26/19	Murray State	0	0	0	0-0	0-0	0-0	0
11/2/19	@UT Martin	0	0	0	0-0	0-0	0-0	0
11/9/19	@Tennessee Tech	0	0	0	0-0	0-0	0-0	0
11/23/19	Eastern Kentucky	-	DNP	-				



STEVONTE #28
TULLIS LB
 6-0 • 205 • R-JR.
 DOTHAN, ALA.
 ASHFORD HS

2020-21: Turned in three tackles in the season opener at Florida State...finished with five tackles and forced a fumble versus Mercer...saw action at North Alabama...finished with two tackles, including a sack and pass break up...recorded three tackles and recovered a Tennessee Tech fumble...registered four tackles, including a stop for a loss at Tennessee State...saw action at UT Martin...recorded seven tackles and a pass break up versus Southeast Missouri...finished with two tackles and a stop for a loss versus Austin Peay...turned in four tackles at Eastern Illinois...recorded three tackles at Murray State.


TULLIS' CAREER STATS									
TACKLES	G	UA	A	TOTAL	TFL	YDS	PD	FF	FR
2018	9	2	2	4	0	0	0	0	0
2019	12	5	9	14	0.5	2	0	0	1
2020-21	11	13	20	33	2.5	9	3	1	2
TOTAL	32	20	31	51	3.0	11	3	1	3

TULLIS' CAREER HIGH GAME STATS			
NO.	OPPONENT	DATE	
Tackles	7	vs. Southeast Missouri	3/21/21
Tackles for loss	1.0	2x; last vs. Austin Peay	3/28/21
Sacks	1.0	at FIU	10/23/20
FF	1	vs. Mercer	10/10/20
FR	1	2x; last vs. Tennessee Tech	2.28/21
PB	1	3x; last vs. Southeast Missouri	3/21/21
INT	-	-	-

TULLIS' 2020-21 GAME-BY-GAME								
DATE	OPPONENT	UT	AT	TT	TFL-YDS	SCKS-YDS	INT-YDS	BRK
10/3/20	at Florida State	1	2	3	0-0	0-0	0-0	0
10/10/20	Mercer	3	2	5	0-0	0-0	0-0	1
10/17/20	at North Alabama	0	0	0	0-0	0-0	0-0	0
10/23/20	at FIU	1	1	2	1.0-4	1.0-4	0-0	1
2/28/21	Tennessee Tech	0	3	3	0-0	0-0	0-0	0
3/7/21	at Tennessee State	1	3	4	0.5-1	0-0	0-0	0
3/14/21	at UT Martin	0	0	0	0-0	0-0	0-0	0
3/21/21	Southeast Missouri	3	4	7	0-0	0-0	0-0	1
3/28/21	Austin Peay	1	1	2	1.0-4	0-0	0-0	0
4/3/21	at Eastern Illinois	1	3	4	0-0	0-0	0-0	0
4/11/21	at Murray State	0	3	3	0-0	0-0	0-0	0
4/24/21	Davidson	-	-	-	-	-	-	-

TULLIS' 2019 GAME-BY-GAME								
DATE	OPPONENT	UT	AT	TT	TFL-YDS	SCKS-YDS	INT-YDS	BRK
8/24/19	@SE Louisiana	1	0	1	0-0	0-0	0-0	0
9/7/19	Chattanooga	0	0	0	0-0	0-0	0-0	0
9/14/19	Eastern Washington	0	0	0	0-0	0-0	0-0	0
9/21/19	North Alabama	0	0	0	0-0	0-0	0-0	0
9/28/19	@Austin Peay	1	1	2	0-0	0-0	0-0	0
10/5/19	Tennessee State	1	0	1	0-0	0-0	0-0	0
10/12/19	@Eastern Illinois	1	0	1	0-0	0-0	0-0	0
10/19/19	Southeast Missouri	0	0	0	0-0	0-0	0-0	0
10/26/19	Murray State	0	0	0	0-0	0-0	0-0	0
11/2/19	@UT Martin	0	4	4	0-0	0-0	0-0	0
11/9/19	@Tennessee Tech	0	2	2	0-0	0-0	0-0	0
11/23/19	Eastern Kentucky	1	2	3	0.5-2	0-0	0-0	0

TULLIS' 2018 GAME-BY-GAME								
DATE	OPPONENT	UT	AT	TT	TFL-YDS	SCKS-YDS	INT-YDS	BRK
8/25/18	vs. N.C. A&T	0	0	0	0-0	0-0	0-0	0
9/8/18	Miss. Valley State	1	1	2	0-0	0-0	0-0	0
9/22/18	Tennessee Tech	0	0	0	0-0	0-0	0-0	0
9/29/18	Austin Peay	1	0	1	0-0	0-0	0-0	0
10/6/18	at Eastern Kentucky	0	0	0	0-0	0-0	0-0	0
10/13/18	Eastern Illinois	0	0	0	0-0	0-0	0-0	0
10/20/18	at Southeast Missouri	0	0	0	0-0	0-0	0-0	0
10/27/18	at Murray State	0	1	1	0-0	0-0	0-0	0
11/3/18	UT Martin	0	0	0	0-0	0-0	0-0	0
11/10/18	at Tennessee State	- DNP	-	-	-	-	-	-
11/17/18	at Kennesaw State	- DNP	-	-	-	-	-	-
11/24/18	East Tennessee St.	- DNP	-	-	-	-	-	-
12/1/18	at Maine	- DNP	-	-	-	-	-	-



ZION #10
WEBB QB
 6-0 • 200 • R-JR.
 PHENIX CITY, ALA.
 CENTRAL HS

• 2020-21 OVC FIRST TEAM

2020-21: Played one series in the season opener at Florida State...had one pass for 12 yards and one carry against the Seminoles...saw limited time versus Mercer...missed the North Alabama game...turned in a solid game in relief of Zerrick Cooper against FIU with 103 yards passing on 12-of-17 passing...made his first start at quarterback and went 12-of-19 passing for 125 yards and one touchdown pass against Tennessee Tech...also rushed for 71 yards on six totes...registered a career day at Tennessee State with 280 yards passing and three touchdown passes after completing 21-of-33...tossed for 215 yards on 11-of-20 passing and three TDs at UT Martin...rushed eight times for 53 yards, including JSU's first TD of the game with a five-yard run versus Southeast Missouri...went 11-for-19 through the air for 190 yards...threw for 111 yards on nine completions versus Austin Peay...completed 16 passes for 249 and a pair of TDs at Eastern Illinois...also rushed for a TD at EIU...rushed for 65 yards and two TDs and passed for 239 yards on 17-of-29 passing at Murray State.

WEBB'S CAREER STATS							
RUSHING	G	ATT	YDS	TD	LG	AVG/C	AVG/G
2018	10	60	412	6	48	6.9	41.2
2019	7	19	112	1	23	5.9	16.0
2020-21	10	69	316	4	40	4.6	31.6
TOTAL	27	148	840	11	48	5.7	31.1

PASSING	G	ATT	CMP	INT	YDS	TD	LG	PCT	AVG/P	AVG/G	EFF.
2018	10	61	34	1	444	5	40	.602	13.1	44.4	140.6
2019	7	14	6	0	148	1	45	.429	8.3	21.1	155.2
2020-21	10	188	110	7	1524	11	67	.585	13.9	152.4	138.4
TOTAL	27	263	150	8	2116	17	67	.570	14.1	78.4	139.8

WEBB'S CAREER HIGH GAME STATS			
NO.	OPPONENT	DATE	
Completions	21	at Tennessee State	3/7/21
Pass Attempts	33	at Tennessee State	3/7/21
Pass Yards	280	at Tennessee State	3/7/21
Pass TD's	3	3x; last at UT Martin	3/14/21
Interceptions	4	vs. Austin Peay	3/28/21
Rush Attempts	9	vs. Tennessee Tech	9/22/18
Rush Yards	100	at Eastern Kentucky	10/6/18
Rush TD's	2	2x; last at Murray State	4/11/21
Long Rush Play	48	at Eastern Kentucky	10/6/18
Long Pass Play	67	at UT Martin	3/14/21

WEBB'S 2020-21 GAME BY GAME STATISTICS											
PASSING						RUSHING					
DATE	OPPONENT	COMP	ATT	INT	YDS	TD	LG	NO.-YDS	TD	LG	
10/3/20	at Florida State	1	1	0	12	0	12	1-3	0	3	
10/10/20	Mercer	0	0	0	0	0	0	1-2	0	2	
10/17/20	at North Alabama	-	DNP	-	-	-	-	-	-	-	
10/23/20	at Florida International	12	17	0	109	0	21	3-15	0	8	
2/28/21	Tennessee Tech	12	19	1	125	1	42	6-71	0	9	
2/21/21	at Tennessee State	21	33	1	280	3	54	5-18	0	10	
3/14/21	at UT Martin	11	20	0	215	3	67	8-5	0	9	
3/21/21	Southeast Missouri	11	19	1	190	1	54	8-53	1	15	
3/28/21	Austin Peay	9	26	4	111	0	48	10-21	0	11	
4/3/21	at Eastern Illinois	16	24	0	249	2	44	15-63	1	40	
4/11/21	at Murray State	17	29	0	239	1	39	12-65	2	16	
4/24/21	Davidson	-	-	-	-	-	-	-	-	-	

WEBB'S 2019 GAME BY GAME STATISTICS											
PASSING						RUSHING					
DATE	OPPONENT	COMP	ATT	INT	YDS	TD	LG	NO.-YDS	TD	LG	
8/24/19	@SE Louisiana	-	DNP	-	-	-	-	-	-	-	
9/7/19	Chattanooga	0	1	0	0	0	-	2-6	0	3	
9/14/19	Eastern Washington	0	0	0	0	0	-	0-0	0	-	
9/21/19	North Alabama	1	2	0	5	0	5	1-0	0	0	
9/28/19	@Austin Peay	0	3	0	0	0	0	1-12	0	12	
10/5/19	Tennessee State	-	DNP	-	-	-	-	-	-	-	
10/12/19	@Eastern Illinois	-	DNP	-	-	-	-	-	-	-	
10/19/19	Southeast Missouri	-	DNP	-	-	-	-	-	-	-	
10/26/19	Murray State	2	6	0	74	1	45	12-79	1	23	
11/2/19	@UT Martin	2	2	0	29	0	15	3-15	0	10	
11/9/19	@Tennessee Tech	1	1	0	40	0	40	0-0	0	0	
11/23/19	Eastern Kentucky	-	DNP	-	-	-	-	-	-	-	

WEBB'S 2018 GAME BY GAME STATISTICS

DATE	OPPONENT	PASSING				RUSHING			
		COMP-ATT-INT	YDS	TD	LG	NO.-YDS	TD	LG	
8/25/18	North Carolina A&T	1-3-0	3	0	3	3-1	0	4	
9/8/18	Mississippi Valley State	4-9-0	59	9	40	7-59	0	25	
9/22/18	Tennessee Tech	3-8-0	52	1	40	9-59	2	29	
9/29/18	Austin Peay	1-1-0	1	0	1	8-29	0	7	
10/6/18	at Eastern Kentucky	9-15-0	137	3	29	8-100	1	48	
10/13/18	Eastern Illinois	12-19-1	124	1	23	4-55	1	38	
10/20/18	at Southeast Missouri	- DNP -							
10/27/18	at Murray State	1-2-0	27	0	27	8-74	1	39	
11/3/18	UT Martin	1-2-0	2	0	2	6-14	0	7	
11/10/18	at Tennessee State	0-0-0	0	0	0	7-5	0	10	
11/17/18	at Kennesaw State	- DNP -							
11/24/18	East Tennessee State	- DNP -							
12/1/18	at Maine	2-2-0	25	0	14	2-16	0	10	



URIAH

WEST

6-0 • 225 • SO.

DOUGLASVILLE, GA.

DOUGLAS COUNTY HS

#20

RB

2020-21: Carried the ball five time for 15 yards and caught four passes for 41 yards at Florida State...turned in 18 on nine attempts versus Mercer...posted 49 yards at North Alabama...rushed for 116 yards on 24 carries at FIU...added a second 100-plus yard rushing game with 106 yards on the ground versus Tennessee Tech, highlighted by a 13-yard touchdown run...collected 40 yards on seven carries, including a one-yard TD run to pit JSU on the scoreboard at Tennessee State...also caught a 54-yard TD pass from Zion Webb to break open the TSU contest...finished with 71 yards on 14 carries, including a TD run at UT Martin...led JSU in rushing with 71 yards on 16 attempts versus Southeast Missouri...scored a five-yard TD run in the SEMO game...finished with 26 yards on six carries vs. Austin Peay...turned in 21 yards on seven carries, including a three-yard RD run at Eastern Illinois...Led JSU at Murray State with 70 yards rushing on 14 carries.

WEST'S CAREER STATS

RUSHING	G	ATT	YDS	TD	LG	AVG/C	AVG/G
2018	7	31	195	3	40	6.3	27.9
2019	11	19	137	0	58	7.2	12.5
2020-21	11	121	603	5	66	5.0	54.8
TOTAL	29	171	835	8	66	5.5	32.2

WEST'S CAREER HIGH GAME STATS

	NO.	OPPONENT	DATE
Rush Attempts	24	at FIU	10/23/20
Rush Yards	116	at FIU	10/23/20
Rush TD's	3	vs. Mississippi Valley State	9/8/18
Receptions	1	2x; last vs. UT Martin	11/3/18
Rec. Yards	85	at Tennessee State	3/7/21
Rec. TD's	1	at Tennessee State	3/7/21
Long KO Return	13	at Maine	12/1/18
KO Return for TD	-	-	-

WEST'S 2020-21 GAME-BY-GAME

DATE	OPPONENT	RUSH	YDS	AVG	TD	TD RUNS
10/3/20	at Florida State	5	15	3.0	0	-
10/10/20	Mercer	9	18	2.0	0	-
10/17/23	at North Alabama	11	49	4.5	0	-
10/23/20	at Florida International	24	116	4.8	0	-
2/28/21	Tennessee Tech	8	106	13.2	1	13
3/7/21	at Tennessee State	7	40	5.7	1	1
3/14/21	at UT Martin	14	71	5.1	1	5
3/21/21	Southeast Missouri	16	71	4.4	1	5
3/28/21	Austin Peay	6	26	4.3	0	-
4/3/21	at Eastern Illinois	7	21	3.0	1	3
4/11/21	at Murray State	14	70	5.0	0	-
4/24/21	Davidson	-	-	-	-	-

WEST'S 2019 GAME-BY-GAME

DATE	OPPONENT	RUSH	YDS	AVG	TD	TD RUNS
8/24/19	@SE Louisiana	0	0	0.0	0	-
9/7/19	Chattanooga	0	0	0.0	0	-
9/14/19	Eastern Washington	0	0	0.0	0	-
9/21/19	North Alabama	1	2	2.0	0	-
9/28/19	@Austin Peay	2	3	1.5	0	-
10/5/19	Tennessee State	5	14	2.8	0	-
10/12/19	@Eastern Illinois	4	42	10.5	0	-
10/19/19	Southeast Missouri	- DNP -				
10/26/19	Murray State	1	-3	-3.0	0	0
11/2/19	@UT Martin	1	5	5.0	0	0
11/9/19	@Tennessee Tech	3	71	23.7	0	0
11/23/19	Eastern Kentucky	2	3	1.5	0	0

WEST'S 2018 GAME-BY-GAME

DATE	OPPONENT	RUSH	YDS	AVG	TD	TD RUNS
8/25/18	vs. North Carolina A&T	- DNP -				
9/8/18	Mississippi Valley State	6	57	9.5	3	12, 9, 11
9/22/18	Tennessee Tech	6	26	4.3	0	-
9/29/18	Austin Peay	- DNP -				
10/6/18	@ Eastern Kentucky	- DNP -				
10/13/18	Eastern Illinois	- DNP -				
10/20/18	@ Southeast Missouri	- DNP -				
10/27/18	@ Murray State	6	58	9.7	0	-
11/3/18	UT Martin	10	50	5.0	0	-
11/10/18	@ Tennessee State	3	4	0.8	0	-
11/17/18	@ Kennesaw State	- DNP -				
11/24/18	East Tennessee State	0	0	0.0	0	-
12/1/18	@Maine	0	0	0.0	0	--



DACORRION

WEST

6-3 • 325 • SO.

COLUMBUS, GA.

CARVER HS

#93

DL

2020-21: Made three tackles in the season opener at Florida State...did not play versus Mercer and at North Alabama...missed the FIU game...registered a tackle against Tennessee Tech...saw action at Tennessee State...made one stop at UT Martin...recorded two tackles versus Southeast Missouri...finished with a tackle versus Austin Peay...turned in three tackles at Eastern Illinois...made one stop at Murray State.

WEST'S CAREER STATS

TACKLES	G	UA	A	TOTAL	TFL	YDS	PD	FF	FR
2019	11	4	13	17	1.5	2	0	0	0
2020-21	8	6	6	12	0.0	0	0	0	0
TOTAL	18	10	19	29	1.5	2	0	0	0

WEST'S CAREER HIGH GAME STATS

	NO.	OPPONENT	DATE
Tackles	3	3x; last at Eastern Illinois	4/3/21
Tackles for loss	1.0	vs. Chattanooga	9/7/19
Sacks	-	-	-
FF	-	-	-
FR	-	-	-
PB	-	-	-
INT	-	-	-

WEST'S 2020-21 GAME-BY-GAME

DATE	OPPONENT	UT	AT	TT	TFL-YDS	SCKS-YDS	INT-YDS	BRK
10/3/20	at Florida State	2	1	3	0-0	0-0	0-0	0
10/10/20	Mercer	- DNP -						
10/17/20	at North Alabama	- DNP -						
10/23/20	at FIU	- DNP -						
2/28/21	Tennessee Tech	0	1	1	0-0	0-0	0-0	0
2/21/21	at Tennessee State	0	0	0	0-0	0-0	0-0	0
3/14/21	at UT Martin	0	1	1	0-0	0-0	0-0	0
3/21/21	Southeast Missouri	0	2	2	0-0	0-0	0-0	0
3/28/21	Austin Peay	0	1	1	0-0	0-0	0-0	0
4/3/21	at Eastern Illinois	3	0	3	0-0	0-0	0-0	0
4/11/21	at Murray State	1	0	1	0-0	0-0	0-0	0
4/24/21	Davidson	-	-	-	-	-	-	-

WEST'S 2019 GAME-BY-GAME

DATE	OPPONENT	UT	AT	TT	TFL-YDS	SCKS-YDS	INT-YDS	BRK
8/24/19	@SE Louisiana	- DNP -						
9/7/19	Chattanooga	1	0	1	1.0-1	0-0	0-0	0
9/14/19	Eastern Washington	1	1	2	0-0	0-0	0-0	0
9/21/19	North Alabama	0	2	2	0.5-1	0-0	0-0	0
9/28/19	@Austin Peay	0	1	1	0-0	0-0	0-0	0
10/5/19	Tennessee State	0	1	1	0-0	0-0	0-0	0
10/12/19	@Eastern Illinois	1	1	2	0-0	0-0	0-0	0
10/19/19	Southeast Missouri	0	3	3	0-0	0-0	0-0	0
10/26/19	Murray State	1	1	2	0-0	0-0	0-0	0
11/2/19	@UT Martin	0	0	0	0-0	0-0	0-0	0
11/9/19	@Tennessee Tech	0	2	2	0-0	0-0	0-0	0
11/23/19	Eastern Kentucky	0	1	1	0-0	0-0	0-0	0

2020 Jacksonville State Football
 Jacksonville State Game Results (as of Apr 12, 2021)
 All games

Date	Opponent		Score	Overall	Conference	Time	Attend
Oct 03, 2020	at Florida St.	L	24-41	0-1	0-0	03:42	13589
Oct 10, 2020	MERCER	W	34-28	1-1	0-0	3:01	5870
Oct 17, 2020	at North Alabama	W	24-17	2-1	0-0	4:15	4632
10/23/2020	at FIU	W	19-10	3-1	0-0	3:00	1041
* Feb 28, 2021	#23 TENNESSEE TECH	W	27-10	4-1	1-0	3:00	9355
* Mar 07, 2021	at TSU	W	38-16	5-1	2-0	2:36	2160
* Mar 14, 2021	at UT Martin	W	37-20	6-1	3-0	3:29	1500
* Mar 21, 2021	SOUTHEAST MISSOURI	W	21-3	7-1	4-0	3:05	8355
* Mar 28, 2021	AUSTIN PEAY	L	10-13	7-2	4-1	3:40	7702
* Apr 03, 2021	at Eastern Illinois	W	44-23	8-2	5-1	3:12	1312
* Apr 11, 2021	at #16 Murray State	W	28-14	9-2	6-1	03:32	3211

2020 Jacksonville State Football
Jacksonville State Overall Team Statistics (as of Apr 12, 2021)
All games

Team Statistics	JSU	OPP
SCORING	306	195
Points Per Game	27.8	17.7
Points Off Turnovers	45	40
FIRST DOWNS	221	192
Rushing	103	64
Passing	95	97
Penalty	23	31
RUSHING YARDAGE	2128	890
Yards gained rushing	2332	1233
Yards lost rushing	204	343
Rushing Attempts	480	347
Average Per Rush	4.4	2.6
Average Per Game	193.5	80.9
TDs Rushing	23	12
PASSING YARDAGE	2204	2150
Comp-Att-Int	165-272-8	206-378-10
Average Per Pass	8.1	5.7
Average Per Catch	13.4	10.4
Average Per Game	200.4	195.5
TDs Passing	12	11
TOTAL OFFENSE	4332	3040
Total Plays	752	725
Average Per Play	5.8	4.2
Average Per Game	393.8	276.4
KICK RETURNS: #-Yards	17-295	27-569
PUNT RETURNS: #-Yards	10--1	13-111
INT RETURNS: #-Yards	10-21	8-54
KICK RETURN AVERAGE	17.4	21.1
PUNT RETURN AVERAGE	-0.1	8.5
INT RETURN AVERAGE	2.1	6.8
FUMBLES-LOST	15-9	20-8
PENALTIES-Yards	87-708	74-631
Average Per Game	64.4	57.4
PUNTS-Yards	46-1839	63-2595
Average Per Punt	40.0	41.2
Net punt average	36.7	39.3
KICKOFFS-Yards	62-3275	45-2426
Average Per Kick	52.8	53.9
Net kick average	37.2	39.6
TIME OF POSSESSION/Game	30:50	28:48
3RD-DOWN Conversions	66/152	47/157
3rd-Down Pct	43%	30%
4TH-DOWN Conversions	6/15	9/21
4th-Down Pct	40%	43%
SACKS BY-Yards	26-164	13-81
MISC YARDS	-22	13
TOUCHDOWNS SCORED	38	24
FIELD GOALS-ATTEMPTS	14-19	10-18
ON-SIDE KICKS	1-1	0-0
RED-ZONE SCORES	(42-49) 86%	(26-36) 72%
RED-ZONE TOUCHDOWNS	(30-49) 61%	(18-36) 50%
PAT-ATTEMPTS	(36-38) 95%	(21-22) 95%
ATTENDANCE	31282	27445
Games/Avg Per Game	4/7820	7/3921
Neutral Site Games		0/0

Score by Quarters	1st	2nd	3rd	4th	OT	Total
Jacksonville State	83	109	51	63	0	306
Opponents	46	55	59	35	0	195

2020 Jacksonville State Football
Jacksonville State Overall Individual Statistics (as of Apr 12, 2021)
All games

Rushing	g	att	gain	loss	net	avg	td	lg	avg/g
Josh Samuel	1	131	721	14	707	5.4	7	64	64.3
Uriah West	1	121	615	12	603	5.0	5	66	54.8
Pat Jackson	1	83	389	34	355	4.3	2	28	35.5
Zion Webb	1	69	372	56	316	4.6	4	40	31.6
Zerrick Cooper	4	31	124	41	83	2.7	5	16	20.8
Michael Pettway	7	6	42	1	41	6.8	0	17	5.9
Darrian Meads	4	8	26	1	25	3.1	0	5	6.2
MATTHEWS,Micha	2	10	28	4	24	2.4	0	8	12.0
Dave Russell	1	1	3	0	3	3.0	0	3	0.3
Chance Newman	1	2	8	7	1	0.5	0	8	1.0
AC Graham	5	3	4	4	0	0.0	0	4	0.0
PJ Wells	2	1	0	1	-1	-1.0	0	0	-0.5
TEAM	1	14	0	29	-29	-2.1	0	0	-2.9
Total	1	480	2332	204	2128	4.4	23	66	193.5
Opponents	1	347	1233	343	890	2.6	12	35	80.9

Passing	g	effic	comp	att	in	pct	yds	td	lg	avg/g
Zion Webb	1	138.47	110	188	7	58.5	1524	11	67	152.4
Zerrick Cooper	4	137.86	54	81	1	66.7	671	1	41	167.8
Chance Newman	1	87.80	1	2	0	50.0	9	0	9	9.0
AC Graham	5	0.00	0	1	0	0.0	0	0	0	0.0
Total	1	137.40	165	272	8	60.7	2204	12	67	200.4
Opponents	1	106.59	206	378	10	54.5	2150	11	67	195.5

Receiving	g	no.	yds	avg	td	lg	avg/g
Trae Barry	8	27	460	17.0	1	40	57.5
Dave Russell	1	24	351	14.6	3	67	31.9
Uriah West	1	17	195	11.5	1	54	17.7
Ahmad Edwards	1	16	273	17.1	3	44	27.3
Michael Pettway	7	15	180	12.0	1	30	25.7
Quan Charleston	1	15	163	10.9	2	44	14.8
Josh Samuel	1	14	197	14.1	1	54	17.9
Logan McVay	1	13	147	11.3	0	41	14.7
Jared Scott	1	9	99	11.0	0	27	9.0
Pat Jackson	1	4	37	9.2	0	15	3.7
Isaiah Montgomery	4	3	48	16.0	0	30	12.0
Jacob Jenkins	7	3	33	11.0	0	11	4.7
Braydon Hill	7	2	13	6.5	0	14	1.9
Jayson Jones	7	2	2	1.0	0	9	0.3
RICE,Landon	3	1	6	6.0	0	6	2.0
Total	1	165	2204	13.4	12	67	200.4
Opponents	1	206	2150	10.4	11	67	195.5

Punt Returns	no.	yds	avg	td	lg
Jayson Jones	5	8	1.6	0	14
Quan Charleston	3	1	0.3	0	2
Jaylen Swain	1	0	0.0	0	0
Zack Woodard	1	-10	-10.0	0	0
Total	10	-1	-0.1	0	14
Opponents	13	111	8.5	0	39

Interceptions	no.	yds	avg	td	lg
Nicario Harper	3	6	2.0	0	6
Jacquez Payton	2	-3	-1.5	0	0
Jeremiah Harris	1	0	0.0	0	0
Kolbi Fuqua	1	13	13.0	1	13
Markail Benton	1	0	0.0	0	0
Marshall Clark	1	5	5.0	0	5
Jamias Presley	1	0	0.0	0	0
Total	10	21	2.1	1	13
Opponents	8	54	6.8	0	16

Kick Returns	no.	yds	avg	td	lg
Michael Pettway	5	136	27.2	0	36
Jamari Jemison	3	62	20.7	0	25
Uriah West	3	27	9.0	0	15
Yul Gowdy	2	53	26.5	0	40
DJ Coleman	2	0	0.0	0	0
Jamias Presley	1	17	17.0	0	17
Logan McVay	1	0	0.0	0	0
Total	17	295	17.4	0	40
Opponents	27	569	21.1	1	100

Fumble Returns	no.	yds	avg	td	lg
Hudson Petty	1	22	22.0	1	22
Nicario Harper	1	64	64.0	1	64
Total	2	86	43.0	2	64
Opponents	1	63	63.0	0	63

2020 Jacksonville State Football
Jacksonville State Overall Individual Statistics (as of Apr 12, 2021)
All games

Scoring	td	fg	PAT				dx	saf	pts
			kick	rush	rcv	pass			
Alen Karajic	-	14-19	36-38	-	-	-	-	-	78
Josh Samuel	8	-	-	-	-	-	-	-	48
Uriah West	6	-	-	-	-	-	-	-	36
Zerrick Cooper	5	-	-	-	-	-	-	-	30
Zion Webb	4	-	-	-	-	-	-	-	24
Dave Russell	3	-	-	-	-	-	-	-	18
Ahmad Edwards	3	-	-	-	-	-	-	-	18
Pat Jackson	2	-	-	-	-	-	-	-	12
Quan Charleston	2	-	-	-	-	-	-	-	12
Michael Pettway	1	-	-	-	-	-	-	-	6
Trae Barry	1	-	-	-	-	-	-	-	6
Kolbi Fuqua	1	-	-	-	-	-	-	-	6
Nicario Harper	1	-	-	-	-	-	-	-	6
Hudson Petty	1	-	-	-	-	-	-	-	6
Total	38	14-19	36-38	-	-	-	-	-	306
Opponents	24	10-18	21-22	0-1	-	0-1	-	-	195

Total Offense	g		plays	rush	pass	total	avg/g
Zion Webb	10	257	316	1524	1840	184.0	
Zerrick Cooper	4	112	83	671	754	188.5	
Josh Samuel	11	131	707	0	707	64.3	
Uriah West	11	121	603	0	603	54.8	
Pat Jackson	10	83	355	0	355	35.5	
Michael Pettway	7	6	41	0	41	5.9	
Darrian Meads	4	8	25	0	25	6.2	
MATTHEWS,Micha	2	10	24	0	24	12.0	
Chance Newman	1	4	1	9	10	10.0	
Dave Russell	11	1	3	0	3	0.3	
PJ Wells	2	1	-1	0	-1	-0.5	
TEAM	10	14	-29	0	-29	-2.9	
Total	11	752	2128	2204	4332	393.8	
Opponents	11	725	890	2150	3040	276.4	

Field Goals	fg	pct.	01-19	20-29	30-39	40-49	50-99	lg	blk
Alen Karajic	14-19	73.7	0-0	6-6	6-9	2-4	0-0	46	2

FG Sequence	Jacksonville State	Opponents
Florida St.	(21)	49
Mercer	(38),(43)	-
North Alabama	(36)	(19)
FIU	(30),(39),(20),32,(23)	(37),40
Tennessee Tech	(34),(23)	31,(22)
TSU	(26)	(36),(41),(47)
UT Martin	38,(25)	(21),38,(21)
Southeast Missouri	31	(33),39
Austin Peay	49,(36)	33
Eastern Illinois	(46),42	(44)
Murray State	-	42,38

Punting	no.	yds	avg	lg	tb	fc	i20	50+	blk
Jack Dawson	29	1184	40.7	55	2	12	9	3	0
KNIGHT,Preston	14	576	41.1	61	0	3	7	4	0
Cole Porch	3	83	27.7	38	0	0	1	0	0
Total	46	1834	40.0	61	2	15	17	7	0
Opponents	63	2594	41.2	69	6	28	17	14	1

Kickoffs	no.	yds	avg	tb	ob	retn	net yd	ln
Alen Karajic	50	2745	54.9	15	1			
WALLACE,Bryant	12	531	44.2	1	4			
Total	62	3275	52.8	16	5	21.1	37.2	27
Opponents	45	2425	53.9	14	5	17.4	39.6	25

Numbers in (parentheses) indicate field goal was made.

2020 Jacksonville State Football
Jacksonville State Overall Individual Statistics (as of Apr 12, 2021)
All games

All Purpose	g	rush	rcv	pr	kr	ir	total	avg/g
Josh Samuel	11	707	197	0	0	0	904	82.2
Uriah West	11	603	195	0	27	0	825	75.0
Trae Barry	8	0	460	0	0	0	460	57.5
Pat Jackson	10	355	37	0	0	0	392	39.2
Michael Pettw	7	41	180	0	136	0	357	51.0
Dave Russell	11	3	351	0	0	0	354	32.2
Zion Webb	10	316	0	0	0	0	316	31.6
Ahmad Edwa	10	0	273	0	0	0	273	27.3
Quan Charles	11	0	163	1	0	0	164	14.9
Logan McVay	10	0	147	0	0	0	147	14.7
Jared Scott	11	0	99	0	0	0	99	9.0
Zerrick Coop	4	83	0	0	0	0	83	20.8
Jamari Jemis	4	0	0	0	62	0	62	15.5
Yul Gowdy	4	0	0	0	53	0	53	13.2
Isaiah Montg	4	0	48	0	0	0	48	12.0
Jacob Jenkin	7	0	33	0	0	0	33	4.7
Darrian Mead	4	25	0	0	0	0	25	6.2
MATTHEWS,	2	24	0	0	0	0	24	12.0
Jamias Presl	9	0	0	0	17	0	17	1.9
Kolbi Fuqua	7	0	0	0	0	13	13	1.9
Braydon Hill	7	0	13	0	0	0	13	1.9
Jayson Jones	7	0	2	8	0	0	10	1.4
Nicario Harpe	11	0	0	0	0	6	6	0.5
RICE,Landon	3	0	6	0	0	0	6	2.0
Marshall Clar	11	0	0	0	0	5	5	0.5
Chance New	1	1	0	0	0	0	1	1.0
PJ Wells	2	-1	0	0	0	0	-1	-0.5
Jacquez Payt	11	0	0	0	0	-3	-3	-0.3
Zack Woodar	7	0	0	-10	0	0	-10	-1.4
TEAM	10	-29	0	0	0	0	-29	-2.9
Total	11	2128	2204	-1	295	21	4647	422.5
Opponents	11	890	2150	111	569	54	3774	343.1

2020 Jacksonville State Football
Jacksonville State Overall Defensive Statistics (as of Apr 12, 2021)
All games

#	Defensive Leaders	gp	Tackles				Sacks no-yds	Pass defense			Fumbles		blkd	
			ua	a	tot	tfl/yds		int-yds	brup	qbh	rcv-yds	ff	kick	saf
1D	Nicario Harper	11	39	40	79	1.5-3	.	3-6	3	1	1-64	.	.	.
3D	Marshall Clark	11	24	44	68	7.5-20	1.5-6	1-5	2	3
8D	Markail Benton	11	22	29	51	2.5-10	2.0-9	1-0	1	3	1-0	1	.	.
2D	DJ Coleman	11	24	25	49	11.0-53	8.0-43	.	3	13	1-0	1	.	.
14	Jeremiah Harris	8	26	20	46	3.0-5	.	1-0	2	.	.	1	.	.
30	Jaylen Swain	11	27	16	43	10.5-55	3.0-31	.	2	12	.	2	1	.
9D	Darius Joiner	9	17	21	38	1
28	Stevonte Tullis	11	13	20	33	2.5-9	1.0-4	.	3	1	1-0	1	.	.
23	Kolbi Fuqua	7	10	22	32	0.5-1	.	1-13	2	1	1-0	2	.	.
12	Umstead Sanders	11	11	20	31	4.0-12	0.5-0	.	1	14	.	.	1	.
91	Chris Hardie	10	13	13	26	8.5-40	6.0-34	.	.	11
15	Jamias Presley	9	16	10	26	1.5-8	.	1-0	4
24	Zack Woodard	7	13	11	24	4.0-8	.	.	.	1
1P	Jacquez Payton	11	19	5	24	.	.	2--3	9
6D	George Steele	11	16	7	23	2.0-2	.	.	2	.	.	1	.	.
7D	Yul Gowdy	4	11	5	16	1
4D	Lemuel Gordon	10	6	9	15	2.5-17	1.5-13	.	.	4
99	Anthony Nesby	10	5	8	13	2.5-6	1.0-4	.	.	4
93	Dacorrion West	8	6	6	12
18	Malik Feaster	5	3	5	8	0.5-0	.	.	1
16	Laletia Hale	9	5	3	8	1
32	Drew Tejchman	7	5	3	8
92	Jackson Luttrell	10	1	6	7	3
1A	Marco Baker	7	5	2	7	.	.	.	2
31	Hudson Petty	9	1	4	5	1-22	.	.	.
95	Robert Johnson	10	.	4	4	1	1-0	.	.	.
37	Phillip Hopkins	5	2	2	4	2.0-16	1.0-14
36	Deco Wilson	6	3	1	4
5D	Yessman Green	2	3	.	3	1.0-1
0	Jamari Jemison	4	3	.	3	.	.	.	1
13	Michael Pettway	7	2	.	2
80	Dave Russell	11	1	1	2
20	Uriah West	11	1	1	2
38	Tristan Wells	7	1	1	2	0.5-6	0.5-6
56	Cam Hill	10	.	1	1
86	Logan McVay	10	.	1	1
74	Jacob Dennison	2	.	1	1
10	Jared Scott	11	.	1	1
35	Ricky Samuel	5	1	.	1
50	Javarius Hoskins	6	1	.	1
29	Casey Grigley II	1	.	1	1
M	HENRY,Marquez	1	.	1	1
46	Crawford Doyle	1	1	.	1
39	Kyle Holt	2	1	.	1
40	Trae Barry	8	1	.	1
90	Ahmad Edwards	10	1	.	1
87	Jack Dawson	7	1	.	1
21	Demarco Price	3	.	1	1
52	Josh Wegener	10	1	.	1
TM	TEAM	10	1-0	.	.	.
Total		11	362	371	733	68-272	26-164	10-21	38	75	8-86	9	2	.
Opponents		11	380	420	800	59-176	13-81	8-54	34	18	9-63	9	3	.

2020 Jacksonville State Football
Jacksonville State Team Game-by-Game (as of Apr 12, 2021)
All games

TEAM STATISTICS

Date	Opponent	Rushing				Receiving				Passing				Kick Returns				Punt Returns				tot off
		no.	yds	td	lg	no.	yds	td	lg	cmp-att-int	yds	td	lg	no.	yds	td	lg	no.	yds	td	lg	
Oct 03	at Florida St.	22	63	2	20	23	244	0	41	23-31-1	244	0	41	0	0	0	0	1	2	0	2	307
Oct 10	MERCER	50	158	3	28	12	139	0	38	12-18-0	139	0	38	3	55	0	40	1	0	0	0	297
Oct 17	at North Alabama	38	145	2	14	15	244	1	40	15-25-0	244	1	40	2	11	0	13	0	0	0	0	389
10/23/20	at FIU	56	285	1	33	17	159	0	24	17-25-0	159	0	24	0	0	0	0	2	-11	0	0	444
Feb 28	TENNESSEE TECH	44	274	2	66	12	125	1	42	12-20-1	125	1	42	2	57	0	35	2	8	0	14	399
Mar 07	at TSU	42	172	2	26	21	280	3	54	21-33-1	280	3	54	1	25	0	25	2	1	0	0	452
Mar 14	at UT Martin	53	212	2	19	11	215	3	67	11-20-0	215	3	67	4	51	0	36	1	-2	0	0	427
Mar 21	SOUTHEAST MISSOURI	44	184	2	23	11	190	1	54	11-19-1	190	1	54	1	23	0	23	0	0	0	0	374
Mar 28	AUSTIN PEAY	40	148	1	15	9	111	0	48	9-26-4	111	0	48	2	45	0	28	0	0	0	0	259
Apr 03	at Eastern Illinois	47	282	3	64	17	258	2	44	17-26-0	258	2	44	1	14	0	14	0	0	0	0	540
Apr 11	at Murray State	44	205	3	24	17	239	1	39	17-29-0	239	1	39	1	14	0	14	1	1	0	1	444
		480	2128	23	66	165	2204	12	67	165-272-8	2204	12	67	17	295	0	40	10	-1	0	14	4332
Opponents		347	890	12	35	206	2150	11	67	206-378-1	2150	11	67	27	569	1	10	13	111	0	39	3040

Games: 11 • Avg/rush: 4.4 • Avg/catch: 13.4 • Pass effic: 137.40 • KR avg: 17.4 • PR avg: -0.1 • All purpose avg/game: 422.5 • Total offense

		Tackles				Sacks	Fumble		Pass Defense			blkd	PAT Attempts			off		
Date	Opponent	ua	a	total	tfl-yds	no-yds	ff	fr-yds	int-yds	qbh	brup	kick	kick	rush	rcv	saf	t/o	pts
Oct 03	at Florida St.	49	44	93	2.0-23	2.0-23	0	0-0	1-13	2	1	0	3-3	0	0	0	7	24
Oct 10	MERCER	21	64	85	3.0-8	0.0-0	3	2-64	1-5	6	3	1	4-4	0	0	0	14	34
Oct 17	at North Alabama	32	32	64	9.0-17	3.0-8	0	0-0	1-0	5	2	0	3-3	0	0	0	0	24
10/23/	at FIU	21	23	44	4.0-16	2.0-12	1	1-0	0-0	0	4	0	1-1	0	0	0	0	19
Feb 2	TENNESSEE TECH	30	34	64	6.0-22	2.0-11	2	2-0	3-6	9	2	1	3-3	0	0	0	10	27
Mar 0	at TSU	32	30	62	10.0-42	6.0-35	0	0-0	1-0	11	3	0	5-5	0	0	0	0	38
Mar 1	at UT Martin	21	42	63	5.0-26	1.0-14	2	2-0	0-0	9	2	0	4-5	0	0	0	7	37
Mar 2	SOUTHEAST MISS	32	38	70	11.0-38	4.0-27	0	0-0	1--3	13	5	0	3-3	0	0	0	0	21
Mar 2	AUSTIN PEAY	39	30	69	8.0-27	0.0-0	0	0-0	1-0	9	4	0	1-1	0	0	0	0	10
Apr 03	at Eastern Illinois	48	10	58	6.0-32	3.0-19	0	1-22	0-0	4	4	0	5-6	0	0	0	7	44
Apr 11	at Murray State	37	24	61	4.0-21	3.0-15	1	0-0	1-0	7	8	0	4-4	0	0	0	0	28
		362	371	733	68.0-272	26.0-164	9	8-86	10-21	75	38	2	36-38	0	0	0	45	306
Opponents		380	420	800	59.0-176	13.0-81	9	9-63	8-54	18	34	3	21-22	0	0	0	40	195

		Punting									Field Goals			Kickoffs				
Date	Opponent	no.	yds	avg	long	blkd	tb	fc	50+	i20	md-att	long	blkd	no.	yds	avg	tb	ob
Oct 03	at Florida St.	5	246	49.2	61	0	0	1	3	4	1-1	21	0	5	324	64.8	1	0
Oct 10	MERCER	4	135	33.8	35	0	0	2	0	2	2-2	43	0	7	299	42.7	0	2
Oct 17	at North Alabama	2	86	43.0	59	0	0	0	1	1	1-1	36	0	5	232	46.4	1	2
10/23/	at FIU	3	109	36.3	45	0	0	0	0	0	4-5	39	1	6	265	44.2	1	0
Feb 2	TENNESSEE TECH	4	119	29.8	38	0	0	0	0	2	2-2	34	0	6	336	56.0	4	0
Mar 0	at TSU	6	262	43.7	55	0	1	3	1	2	1-1	26	0	7	406	58.0	1	0
Mar 1	at UT Martin	4	168	42.0	44	0	0	4	0	2	1-2	25	0	6	300	50.0	0	0
Mar 2	SOUTHEAST MISS	6	229	38.2	47	0	0	1	0	1	0-1	0	0	4	206	51.5	0	0
Mar 2	AUSTIN PEAY	4	171	42.8	51	0	1	1	1	0	1-2	36	0	3	195	65.0	3	0
Apr 03	at Eastern Illinois	1	29	29.0	29	0	0	0	0	0	1-2	46	1	8	486	60.8	5	0
Apr 11	at Murray State	7	285	40.7	50	0	0	3	1	3	0-0	0	0	5	226	45.2	0	1
		46	1839	40.0	61	0	2	15	7	17	14-19	46	2	62	3275	52.8	16	5
Opponents		63	2595	41.2	69	1	6	28	14	17	10-18	47	1	45	2426	53.9	14	5

2020 Jacksonville State Football
Jacksonville State Opponent Game-by-Game (as of Apr 12, 2021)
All games

OPPONENT STATISTICS

		Rushing				Receiving				Passing				Kick Returns				Punt Returns				tot		
Date	Opponent	no.	yds	td	lg	no.	yds	td	lg	cmp	att	int	yds	td	lg	no.	yds	td	lg	no.	yds	td	lg	off
Oct 03	at Florida St.	53	263	5	24	20	268	1	48	20	29	1	268	1	48	4	109	0	37	3	12	0	8	531
Oct 10	MERCER	43	153	1	13	12	134	2	31	12	25	1	134	2	31	5	126	1	10	0	0	0	0	287
Oct 17	at North Alabama	30	63	1	12	23	213	1	24	23	35	1	213	1	24	0	0	0	0	0	0	0	0	276
10/23/20	at FIU	24	72	0	16	7	84	1	32	7	19	0	84	1	32	1	15	0	15	2	53	0	39	156
Feb 28	TENNESSEE TECH	30	75	1	9	15	152	0	27	15	26	3	152	0	27	0	0	0	0	2	-1	0	0	227
Mar 07	at TSU	31	80	0	35	15	145	1	58	15	31	1	145	1	58	4	57	0	19	0	0	0	0	225
Mar 14	at UT Martin	20	29	1	10	24	252	1	29	24	43	0	252	1	29	3	51	0	22	0	0	0	0	281
Mar 21	SOUTHEAST MISSOURI	26	24	0	13	20	120	0	14	20	37	1	120	0	14	4	90	0	42	3	9	0	9	144
Mar 28	AUSTIN PEAY	29	27	1	12	28	211	1	38	28	53	1	211	1	38	0	0	0	0	0	0	0	0	238
Apr 03	at Eastern Illinois	40	76	2	17	15	224	1	67	15	31	0	224	1	67	2	42	0	24	0	0	0	0	300
Apr 11	at Murray State	21	28	0	22	27	347	2	30	27	49	1	347	2	30	4	79	0	24	3	38	0	19	375
		347	890	12	35	206	2150	11	67	206	378	1	2150	11	67	27	569	1	10	13	111	0	39	3040
Jacksonville State		480	2128	23	66	165	2204	12	67	165	272	8	2204	12	67	17	295	0	40	10	-1	0	14	4332

Games: 11 • Avg/rush: 2.6 • Avg/catch: 10.4 • Pass effic: 106.59 • KR avg: 21.1 • PR avg: 8.5 • All purpose avg/game: 343.1 • Total offense

		Tackles				Sacks	Fumble		Pass Defense			blkd	PAT Attempts			off		
Date	Opponent	ua	a	total	tfl-yds	no-yds	ff	fr-yds	int-yds	qbh	brup	kick	kick	rush	rcv	saf	t/o	pts
Oct 03	at Florida St.	22	34	56	5.0-16	2.0-7	0	0-0	1-0	0	0	0	5-6	0	0	0	7	41
Oct 10	MERCER	29	54	83	8.0-30	3.0-18	1	1-0	0-0	0	0	0	4-4	0	0	0	7	28
Oct 17	at North Alabama	26	42	68	3.0-3	0.0-0	0	0-0	0-0	3	4	0	2-2	0	0	0	0	17
10/23/	at FIU	57	22	79	7.0-17	1.0-6	0	0-0	0-0	0	5	1	1-1	0	0	0	0	10
Feb 2	TENNESSEE TECH	28	52	80	5.0-12	0.0-0	1	2-63	1-14	0	2	0	1-1	0	0	0	10	10
Mar 0	at TSU	43	26	69	7.0-12	0.0-0	1	2-0	1-2	5	3	0	1-1	0	0	0	6	16
Mar 1	at UT Martin	32	56	88	8.0-22	2.0-11	1	1-0	0-0	0	5	1	2-2	0	0	0	3	20
Mar 2	SOUTHEAST MISS	32	38	70	5.0-9	0.0-0	1	0-0	1-8	2	3	0	0-0	0	0	0	0	3
Mar 2	AUSTIN PEAY	33	26	59	5.0-21	2.0-12	3	2-0	4-30	6	3	0	1-1	0	0	0	7	13
Apr 03	at Eastern Illinois	43	30	73	3.0-27	3.0-27	1	1-0	0-0	1	4	1	2-2	0	0	0	0	23
Apr 11	at Murray State	35	40	75	3.0-7	0.0-0	0	0-0	0-0	1	5	0	2-2	0	0	0	0	14
		380	420	800	59.0-176	13.0-81	9	9-63	8-54	18	34	3	21-22	0	0	0	40	195
Jacksonville State		362	371	733	68.0-272	26.0-164	9	8-86	10-21	75	38	2	36-38	0	0	0	45	306

		Punting									Field Goals			Kickoffs				
Date	Opponent	no.	yds	avg	long	blkd	tb	fc	50+	i20	md-att	long	blkd	no.	yds	avg	tb	ob
Oct 03	at Florida St.	3	132	44.0	49	0	0	1	0	1	0-1	0	0	7	380	54.3	4	0
Oct 10	MERCER	5	167	33.4	51	1	0	3	1	2	0-0	0	0	5	242	48.4	1	0
Oct 17	at North Alabama	4	162	40.5	44	0	1	3	0	1	1-1	19	0	4	177	44.2	0	0
10/23/	at FIU	5	245	49.0	69	0	1	2	2	1	1-2	37	0	3	195	65.0	3	0
Feb 2	TENNESSEE TECH	5	178	35.6	46	0	0	0	0	1	1-2	22	1	3	193	64.3	1	0
Mar 0	at TSU	10	434	43.4	53	0	1	6	4	1	3-3	47	0	5	308	61.6	2	2
Mar 1	at UT Martin	5	188	37.6	48	0	0	3	0	0	2-3	21	0	5	257	51.4	0	1
Mar 2	SOUTHEAST MISS	7	304	43.4	52	0	0	3	3	4	1-2	33	0	2	128	64.0	1	0
Mar 2	AUSTIN PEAY	8	315	39.4	60	0	2	2	1	2	0-1	0	0	3	160	53.3	0	1
Apr 03	at Eastern Illinois	5	187	37.4	65	0	0	2	1	1	1-1	44	0	5	228	45.6	1	1
Apr 11	at Murray State	6	283	47.2	69	0	1	3	2	3	0-2	0	0	3	158	52.7	1	0
		63	2595	41.2	69	1	6	28	14	17	10-18	47	1	45	2426	53.9	14	5
Jacksonville State		46	1839	40.0	61	0	2	15	7	17	14-19	46	2	62	3275	52.8	16	5

2020 Jacksonville State Football
Jacksonville State Game Superlatives (as of Apr 12, 2021)
All games

INDIVIDUAL GAME HIGHS

Rushes	25	Josh Samuel at FIU (10/23/2020)
Yards Rushing	163	Josh Samuel at FIU (10/23/2020)
TD Rushes	2	Zerrick Cooper vs Mercer (Oct 10, 2020)
	2	Zerrick Cooper at North Alabama (Oct 17, 2020)
	2	Zion Webb at Murray State (Apr 11, 2021)
Long Rush	66	Uriah West vs Tennessee Tech (Feb 28, 2021)
Pass attempts	33	Zion Webb at TSU (Mar 07, 2021)
Pass completions	22	Zerrick Cooper at Florida St. (Oct 03, 2020)
Yards Passing	280	Zion Webb at TSU (Mar 07, 2021)
TD Passes	3	Zion Webb at TSU (Mar 07, 2021)
	3	Zion Webb at UT Martin (Mar 14, 2021)
Long Pass	67	Zion Webb at UT Martin (Mar 14, 2021)
Receptions	7	Dave Russell at Florida St. (Oct 03, 2020)
Yards Receiving	107	Dave Russell at UT Martin (Mar 14, 2021)
TD Receptions	2	Ahmad Edwards at Eastern Illinois (Apr 03, 2021)
Long Reception	67	Dave Russell at UT Martin (Mar 14, 2021)
Field Goals	4	Alen Karajic at FIU (10/23/2020)
Long Field Goal	46	Alen Karajic at Eastern Illinois (Apr 03, 2021)
Punts	7	Jack Dawson at Murray State (Apr 11, 2021)
Punting Avg	49.2	KNIGHT,Preston at Florida St. (Oct 03, 2020)
Long Punt	61	KNIGHT,Preston at Florida St. (Oct 03, 2020)
Punts inside 20	4	KNIGHT,Preston at Florida St. (Oct 03, 2020)
Long Punt Return	14	Jayson Jones vs Tennessee Tech (Feb 28, 2021)
Long Kickoff Return	40	Yul Gowdy vs Mercer (Oct 10, 2020)
Tackles	13	Nicario Harper vs Tennessee Tech (Feb 28, 2021)
Sacks	2.5	Chris Hardie at TSU (Mar 07, 2021)
Tackles For Loss	3.5	Marshall Clark at TSU (Mar 07, 2021)
Interceptions	1	Kolbi Fuqua at Florida St. (Oct 03, 2020)
	1	Marshall Clark vs Mercer (Oct 10, 2020)
	1	Nicario Harper at North Alabama (Oct 17, 2020)
	1	Nicario Harper vs Tennessee Tech (Feb 28, 2021)
	1	Jeremiah Harris vs Tennessee Tech (Feb 28, 2021)
	1	Markail Benton vs Tennessee Tech (Feb 28, 2021)
	1	Jacquez Payton at TSU (Mar 07, 2021)
	1	Jacquez Payton vs Southeast Missouri (Mar 21, 2021)
	1	Nicario Harper vs Austin Peay (Mar 28, 2021)
	1	Jamias Presley at Murray State (Apr 11, 2021)

2020 Jacksonville State Football
Jacksonville State Game Superlatives (as of Apr 12, 2021)
All games

TEAM GAME HIGHS

Rushes	56	at FIU (10/23/2020)
Yards Rushing	285	at FIU (10/23/2020)
Yards Per Rush	6.2	vs Tennessee Tech (Feb 28, 2021)
TD Rushes	3	vs Mercer (Oct 10, 2020)
	3	at Eastern Illinois (Apr 03, 2021)
	3	at Murray State (Apr 11, 2021)
Pass attempts	33	at TSU (Mar 07, 2021)
Pass completions	23	at Florida St. (Oct 03, 2020)
Yards Passing	280	at TSU (Mar 07, 2021)
Yards Per Pass	10.8	at UT Martin (Mar 14, 2021)
TD Passes	3	at TSU (Mar 07, 2021)
	3	at UT Martin (Mar 14, 2021)
Total Plays	81	at FIU (10/23/2020)
Total Offense	540	at Eastern Illinois (Apr 03, 2021)
Yards Per Play	7.4	at Eastern Illinois (Apr 03, 2021)
Points	44	at Eastern Illinois (Apr 03, 2021)
Sacks By	6	at TSU (Mar 07, 2021)
First Downs	26	at FIU (10/23/2020)
Penalties	18	vs Austin Peay (Mar 28, 2021)
Penalty Yards	129	at UT Martin (Mar 14, 2021)
Turnovers	6	vs Austin Peay (Mar 28, 2021)
Interceptions By	3	vs Tennessee Tech (Feb 28, 2021)
Punts	7	at Murray State (Apr 11, 2021)
Punting Avg	49.2	at Florida St. (Oct 03, 2020)
Long Punt	61	at Florida St. (Oct 03, 2020)
Punts inside 20	4	at Florida St. (Oct 03, 2020)
Long Punt Return	14	vs Tennessee Tech (Feb 28, 2021)

2020 Jacksonville State Football
Jacksonville State Game Superlatives (as of Apr 12, 2021)
All games

OPPONENT INDIVIDUAL GAME HIGHS

Rushes	23	Tyray Devezin, vs Mercer (Oct 10, 2020)
Yards Rushing	99	Toafili, Lawranc, at Florida St. (Oct 03, 2020)
TD Rushes	2	Webb, La'Damian, at Florida St. (Oct 03, 2020)
Long Rush	35	STARLING, Devon, at TSU (Mar 07, 2021)
Pass attempts	53	ELLIS, Draylen, vs Austin Peay (Mar 28, 2021)
Pass completions	28	ELLIS, Draylen, vs Austin Peay (Mar 28, 2021)
Yards Passing	347	Rice, Preston, at Murray State (Apr 11, 2021)
TD Passes	2	Harrison Frost, vs Mercer (Oct 10, 2020)
	2	Rice, Preston, at Murray State (Apr 11, 2021)
Long Pass	67	WOODBERRY, Harry, at Eastern Illinois (Apr 03, 2021)
Receptions	10	WILSON, DeAngel, vs Austin Peay (Mar 28, 2021)
Yards Receiving	118	WILSON, DeAngel, vs Austin Peay (Mar 28, 2021)
TD Receptions	1	Helton, Keyshawn, at Florida St. (Oct 03, 2020)
	1	Deondre Johnson, vs Mercer (Oct 10, 2020)
	1	Ethan Dirrim, vs Mercer (Oct 10, 2020)
	1	Jakobi Byrd, at North Alabama (Oct 17, 2020)
	1	JEFFERSON, N, at FIU (10/23/2020)
	1	WYCHE, Cam, at TSU (Mar 07, 2021)
	1	DOWELL, Colton, at UT Martin (Mar 14, 2021)
	1	WILSON, DeAngel, vs Austin Peay (Mar 28, 2021)
	1	VALLIE, Jay, at Eastern Illinois (Apr 03, 2021)
	1	Bell, Jacob, at Murray State (Apr 11, 2021)
	1	Dallas, DeQuan, at Murray State (Apr 11, 2021)
Long Reception	67	LOFTON, Robbie, at Eastern Illinois (Apr 03, 2021)
Field Goals	3	ZITA, Antonio, at TSU (Mar 07, 2021)
Long Field Goal	47	ZITA, Antonio, at TSU (Mar 07, 2021)
Punts	10	MOSLEY, Kaleb, at TSU (Mar 07, 2021)
Punting Avg	69.0	Witherspoon, Dam, at Murray State (Apr 11, 2021)
Long Punt	69	HEATHERLY, T, at FIU (10/23/2020)
	69	Witherspoon, Dam, at Murray State (Apr 11, 2021)
Punts inside 20	4	HAYNES, Zach, vs Southeast Missouri (Mar 21, 2021)
Long Punt Return	39	SINGLETON, B, at FIU (10/23/2020)
Long Kickoff Return	100	Deondre Johnson, vs Mercer (Oct 10, 2020)
Tackles	15	Isaac Dowling, vs Mercer (Oct 10, 2020)
Sacks	1.5	Jaden Taylor, vs Mercer (Oct 10, 2020)
Tackles For Loss	2.0	Zach Hopkins, vs Mercer (Oct 10, 2020)
	2.0	Jaden Taylor, vs Mercer (Oct 10, 2020)
	2.0	GREEN, James, at TSU (Mar 07, 2021)
	2.0	WALKER, Chris, at TSU (Mar 07, 2021)
Interceptions	2	RUFFIN, Kam, vs Austin Peay (Mar 28, 2021)

2020 Jacksonville State Football
Jacksonville State Game Superlatives (as of Apr 12, 2021)
All games

OPPONENT TEAM GAME HIGHS

Rushes	53	at Florida St. (Oct 03, 2020)
Yards Rushing	263	at Florida St. (Oct 03, 2020)
Yards Per Rush	5.0	at Florida St. (Oct 03, 2020)
TD Rushes	5	at Florida St. (Oct 03, 2020)
Pass attempts	53	vs Austin Peay (Mar 28, 2021)
Pass completions	28	vs Austin Peay (Mar 28, 2021)
Yards Passing	347	at Murray State (Apr 11, 2021)
Yards Per Pass	9.2	at Florida St. (Oct 03, 2020)
TD Passes	2	vs Mercer (Oct 10, 2020)
	2	at Murray State (Apr 11, 2021)
Total Plays	82	at Florida St. (Oct 03, 2020)
	82	vs Austin Peay (Mar 28, 2021)
Total Offense	531	at Florida St. (Oct 03, 2020)
Yards Per Play	6.5	at Florida St. (Oct 03, 2020)
Points	41	at Florida St. (Oct 03, 2020)
Sacks By	3	vs Mercer (Oct 10, 2020)
	3	at Eastern Illinois (Apr 03, 2021)
First Downs	31	at Florida St. (Oct 03, 2020)
Penalties	11	vs Tennessee Tech (Feb 28, 2021)
	11	at TSU (Mar 07, 2021)
Penalty Yards	100	at Florida St. (Oct 03, 2020)
Turnovers	5	vs Tennessee Tech (Feb 28, 2021)
Interceptions By	4	vs Austin Peay (Mar 28, 2021)
Punts	10	at TSU (Mar 07, 2021)
Punting Avg	49.0	at FIU (10/23/2020)
Long Punt	69	at FIU (10/23/2020)
	69	at Murray State (Apr 11, 2021)
Punts inside 20	4	vs Southeast Missouri (Mar 21, 2021)
Long Punt Return	39	at FIU (10/23/2020)

2020 Jacksonville State Football
Jacksonville State Individual Season/Career Statistics (as of Apr 12, 2021)
All games

SEASON										CAREER										
Rushing	gp	att	gain	loss	net	avg	td	lg	avg/g	gp	att	gain	loss	net	avg	td	lg	avg/g		
Josh Samuel	11	131	721	14	707	5.4	7	64	64.3	11	131	721	14	707	5.4	7	64	64.3		
Uriah West	11	121	615	12	603	5.0	5	66	54.8	29	171	957	22	935	5.5	8	66	32.2		
Pat Jackson	10	83	389	34	355	4.3	2	28	35.5	10	83	389	34	355	4.3	2	28	35.5		
Zion Webb	10	69	372	56	316	4.6	4	40	31.6	27	148	950	110	840	5.7	11	48	31.1		
Zerrick Cooper	4	31	124	41	83	2.7	5	16	20.8	29	276	1191	422	769	2.8	17	33	26.5		
Michael Pettway	7	6	42	1	41	6.8	0	17	5.9	7	6	42	1	41	6.8	0	17	5.9		
Darrian Meads	4	8	26	1	25	3.1	0	5	6.2	4	8	26	1	25	3.1	0	5	6.2		
MATTHEWS,Micha	2	10	28	4	24	2.4	0	8	12.0	27	204	1076	48	1028	5.0	9	34	38.1		
Dave Russell	11	1	3	0	3	3.0	0	3	0.3	23	2	14	0	14	7.0	0	11	0.6		
Chance Newman	1	2	8	7	1	0.5	0	8	1.0	1	2	8	7	1	0.5	0	8	1.0		
AC Graham	5	3	4	4	0	0.0	0	4	0.0	5	3	4	4	0	0.0	0	4	0.0		
PJ Wells	2	1	0	1	-1	-1.0	0	0	-0.5	2	1	0	1	-1	-1.0	0	0	-0.5		
TEAM	10	14	0	29	-29	-2.1	0	0	-2.9											
Total	11	480	2332	204	2128	4.4	23	66	193.5											
Opponents	11	347	1233	343	890	2.6	12	35	80.9											
Passing	gp	effic	comp	att	int	pct	yds	td	lg	avg/g	gp	effic	comp	att	int	pct	yds	td	lg	avg/g
Zion Webb	10	138.47	110	188	7	58.5	1524	11	67	152.4	27	139.86	150	263	8	57.0	2116	17	67	78.4
Zerrick Cooper	4	137.86	54	81	1	66.7	671	1	41	167.8	29	143.17	565	937	27	60.3	7491	61	75	258.3
Chance Newman	1	87.80	1	2	0	50.0	9	0	9	9.0	1	87.80	1	2	0	50.0	9	0	9	9.0
AC Graham	5	0.00	0	1	0	0.0	0	0	0	0.0	5	0.00	0	1	0	0.0	0	0	0	0.0
Total	11	137.40	165	272	8	60.7	2204	12	67	200.4										
Opponents	11	106.59	206	378	10	54.5	2150	11	67	195.5										
Receiving	gp	no.	yds	avg	td	lg	avg/g	gp	no.	yds	avg	td	lg	avg/g						
Trae Barry	8	27	460	17.0	1	40	57.5	36	94	1536	16.3	6	80	42.7						
Dave Russell	11	24	351	14.6	3	67	31.9	23	28	375	13.4	3	67	16.3						
Uriah West	11	17	195	11.5	1	54	17.7	29	21	210	10.0	1	54	7.2						
Ahmad Edwards	10	16	273	17.1	3	44	27.3	22	21	321	15.3	4	44	14.6						
Michael Pettway	7	15	180	12.0	1	30	25.7	7	15	180	12.0	1	30	25.7						
Quan Charleston	11	15	163	10.9	2	44	14.8	11	15	163	10.9	2	44	14.8						
Josh Samuel	11	14	197	14.1	1	54	17.9	11	14	197	14.1	1	54	17.9						
Logan McVay	10	13	147	11.3	0	41	14.7	35	13	147	11.3	0	41	4.2						
Jared Scott	11	9	99	11.0	0	27	9.0	11	9	99	11.0	0	27	9.0						
Pat Jackson	10	4	37	9.2	0	15	3.7	10	4	37	9.2	0	15	3.7						
Isaiah Montgomery	4	3	48	16.0	0	30	12.0	4	3	48	16.0	0	30	12.0						
Jacob Jenkins	7	3	33	11.0	0	11	4.7	7	3	33	11.0	0	11	4.7						
Braydon Hill	7	2	13	6.5	0	14	1.9	7	2	13	6.5	0	14	1.9						
Jayson Jones	7	2	2	1.0	0	9	0.3	7	2	2	1.0	0	9	0.3						
RICE,Landon	3	1	6	6.0	0	6	2.0	22	23	268	11.7	1	36	12.2						
Total	11	165	2204	13.4	12	67	200.4													
Opponents	11	206	2150	10.4	11	67	195.5													
Total Offense	g	plays	rush	pass	total	avg/g	g	plays	rush	pass	total	avg/g								
Zion Webb	10	257	316	1524	1840	184.0	27	411	840	2116	2956	109.5								
Zerrick Cooper	4	112	83	671	754	188.5	29	1213	769	7491	8260	284.8								
Josh Samuel	11	131	707	0	707	64.3	11	131	707	0	707	64.3								
Uriah West	11	121	603	0	603	54.8	29	171	935	0	935	32.2								
Pat Jackson	10	83	355	0	355	35.5	10	83	355	0	355	35.5								
Michael Pettway	7	6	41	0	41	5.9	7	6	41	0	41	5.9								
Darrian Meads	4	8	25	0	25	6.2	4	8	25	0	25	6.2								
MATTHEWS,Micha	2	10	24	0	24	12.0	27	204	1028	0	1028	38.1								
Chance Newman	1	4	1	9	10	10.0	1	4	1	9	10	10.0								
Dave Russell	11	1	3	0	3	0.3	23	2	14	0	14	0.6								
PJ Wells	2	1	-1	0	-1	-0.5	2	1	-1	0	-1	-0.5								
TEAM	10	14	-29	0	-29	-2.9														
Total	11	752	2128	2204	4332	393.8														
Opponents	11	725	890	2150	3040	276.4														

2020 Jacksonville State Football
Jacksonville State Individual Season/Career Statistics (as of Apr 12, 2021)
All games

SEASON							CAREER											
Scoring	td	fg	PAT				dxd	saf	pts	td	fg	PAT				dxd	saf	pts
			kick	rush	rcv	pass						kick	rush	rcv	pass			
Alen Karajic	-	14-19	36-38	-	-	-	-	-	78	-	14-19	36-38	-	-	-	-	-	78
Josh Samuel	8	-	-	-	-	-	-	-	48	8	-	-	-	-	-	-	-	48
Uriah West	6	-	-	-	-	-	-	-	36	9	-	-	-	-	-	-	-	54
Zerrick Cooper	5	-	-	-	-	-	-	-	30	17	-	-	-	-	3-7	-	-	102
Zion Webb	4	-	-	-	-	-	-	-	24	11	-	-	-	-	-	-	-	66
Dave Russell	3	-	-	-	-	-	-	-	18	3	-	-	-	-	-	-	-	18
Ahmad Edwards	3	-	-	-	-	-	-	-	18	4	-	-	-	-	-	-	-	24
Pat Jackson	2	-	-	-	-	-	-	-	12	2	-	-	-	-	-	-	-	12
Quan Charleston	2	-	-	-	-	-	-	-	12	2	-	-	-	-	-	-	-	12
Nicario Harper	1	-	-	-	-	-	-	-	6	1	-	-	-	-	-	-	-	6
Michael Pettway	1	-	-	-	-	-	-	-	6	1	-	-	-	-	-	-	-	6
Trae Barry	1	-	-	-	-	-	-	-	6	6	-	-	-	-	-	-	-	36
Kolbi Fuqua	1	-	-	-	-	-	-	-	6	1	-	-	-	-	-	-	-	6
Hudson Petty	1	-	-	-	-	-	-	-	6	1	-	-	-	-	-	-	-	6
Total	38	14-19	36-38	-	-	-	-	-	306									
Opponents	24	10-18	21-22	0-1	-	0-1	-	-	195									

Punt Returns	no.	yds	avg	td	lg	no.	yds	avg	td	lg
Jayson Jones	5	8	1.6	0	14	5	8	1.6	0	14
Quan Charleston	3	1	0.3	0	2	3	1	0.3	0	2
Zack Woodard	1	-10	-10.0	0	0	1	-10	-10.0	0	0
Jaylen Swain	1	0	0.0	0	0	1	0	0.0	0	0
Total	10	-1	-0.1	0	14					
Opponents	13	111	8.5	0	39					

Kick Returns	no.	yds	avg	td	lg	no.	yds	avg	td	lg
Michael Pettway	5	136	27.2	0	36	5	136	27.2	0	36
Uriah West	3	27	9.0	0	15	9	93	10.3	0	20
Jamari Jemison	3	62	20.7	0	25	3	62	20.7	0	25
Yul Gowdy	2	53	26.5	0	40	34	646	19.0	0	54
DJ Coleman	2	0	0.0	0	0	2	0	0.0	0	0
Logan McVay	1	0	0.0	0	0	1	0	0.0	0	0
Jamias Presley	1	17	17.0	0	17	1	17	17.0	0	17
Total	17	295	17.4	0	40					
Opponents	27	569	21.1	1	100					

Interceptions	no.	yds	avg	td	lg	no.	yds	avg	td	lg
Nicario Harper	3	6	2.0	0	6	3	6	2.0	0	6
Jacquez Payton	2	-3	-1.5	0	0	2	-3	-1.5	0	0
Jeremiah Harris	1	0	0.0	0	0	2	15	7.5	0	15
Marshall Clark	1	5	5.0	0	5	1	5	5.0	0	5
Markail Benton	1	0	0.0	0	0	1	0	0.0	0	0
Kolbi Fuqua	1	13	13.0	1	13	1	13	13.0	1	13
Jamias Presley	1	0	0.0	0	0	1	0	0.0	0	0
Total	10	21	2.1	1	13					
Opponents	8	54	6.8	0	16					

Fumble Returns	no.	yds	avg	td	lg	no.	yds	avg	td	lg
Hudson Petty	1	22	22.0	1	22	1	22	22.0	1	22
Nicario Harper	1	64	64.0	1	64	1	64	64.0	1	64
Total	2	86	43.0	2	64					
Opponents	1	63	63.0	0	63					

2020 Jacksonville State Football
Jacksonville State Individual Season/Career Statistics (as of Apr 12, 2021)
All games

	SEASON								CAREER							
All Purpose	g	rush	rcv	pr	kr	ir	total	avg/g	g	rush	rcv	pr	kr	ir	total	avg/g
Josh Samuel	11	707	197	0	0	0	904	82.2	11	707	197	0	0	0	904	82.2
Uriah West	11	603	195	0	27	0	825	75.0	29	935	210	0	93	0	1238	42.7
Trae Barry	8	0	460	0	0	0	460	57.5	36	0	1536	0	0	0	1536	42.7
Pat Jackson	10	355	37	0	0	0	392	39.2	10	355	37	0	0	0	392	39.2
Michael Pettw	7	41	180	0	136	0	357	51.0	7	41	180	0	136	0	357	51.0
Dave Russell	11	3	351	0	0	0	354	32.2	23	14	375	0	0	0	389	16.9
Zion Webb	10	316	0	0	0	0	316	31.6	27	840	3	0	0	0	843	31.2
Ahmad Edwar	10	0	273	0	0	0	273	27.3	22	0	321	0	0	0	321	14.6
Quan Charles	11	0	163	1	0	0	164	14.9	11	0	163	1	0	0	164	14.9
Logan McVay	10	0	147	0	0	0	147	14.7	35	0	147	0	0	0	147	4.2
Jared Scott	11	0	99	0	0	0	99	9.0	11	0	99	0	0	0	99	9.0
Zerrick Coope	4	83	0	0	0	0	83	20.8	29	769	0	0	0	0	769	26.5
Jamari Jemis	4	0	0	0	62	0	62	15.5	4	0	0	0	62	0	62	15.5
Yul Gowdy	4	0	0	0	53	0	53	13.2	30	0	0	0	646	15	661	22.0
Isaiah Montgo	4	0	48	0	0	0	48	12.0	4	0	48	0	0	0	48	12.0
Jacob Jenkins	7	0	33	0	0	0	33	4.7	7	0	33	0	0	0	33	4.7
Darrian Mead	4	25	0	0	0	0	25	6.2	4	25	0	0	0	0	25	6.2
MATTHEWS,	2	24	0	0	0	0	24	12.0	27	1028	161	0	0	0	1189	44.0
Jamias Presle	9	0	0	0	17	0	17	1.9	20	0	0	0	17	0	17	0.9
Kolbi Fuqua	7	0	0	0	0	13	13	1.9	7	0	0	0	0	13	13	1.9
Braydon Hill	7	0	13	0	0	0	13	1.9	7	0	13	0	0	0	13	1.9
Jayson Jones	7	0	2	8	0	0	10	1.4	7	0	2	8	0	0	10	1.4
RICE,Landon	3	0	6	0	0	0	6	2.0	22	0	268	0	0	0	268	12.2
Nicario Harpe	11	0	0	0	0	6	6	0.5	11	0	0	0	0	6	6	0.5
Marshall Clar	11	0	0	0	0	5	5	0.5	26	0	0	0	-5	5	0	0.0
Chance New	1	1	0	0	0	0	1	1.0	1	1	0	0	0	0	1	1.0
PJ Wells	2	-1	0	0	0	0	-1	-0.5	2	-1	0	0	0	0	-1	-0.5
Jacquez Payt	11	0	0	0	0	-3	-3	-0.3	36	0	0	0	0	-3	-3	-0.1
Zack Woodar	7	0	0	-10	0	0	-10	-1.4	32	0	0	-10	0	31	21	0.7
TEAM	10	-29	0	0	0	0	-29	-2.9								
Total	11	2128	2204	-1	295	21	4647	422.5								
Opponents	11	890	2150	111	569	54	3774	343.1								

Field Goals	att	good	long	blkd	att	good	long	blkd
Alen Karajic	19	14	46	2	19	14	46	2
Total	19	14	46	2				
Opponents	18	10	47	1				

Punting	no.	yds	avg	lg	blk	no.	yds	avg	lg	blk
Jack Dawson	29	118	40.7	55	0	29	1180	40.7	55	0
KNIGHT,Preston	14	576	41.1	61	0	26	1031	39.7	67	0
Cole Porch	3	83	27.7	38	0	3	83	27.7	38	0
Total	46	183	40.0	61	0					
Opponents	63	259	41.2	69	1					

Kickoffs	no.	yds	avg	tb	ob	no.	yds	avg	tb	ob
Alen Karajic	50	274	54.9	15	1	50	2744	54.9	15	1
WALLACE,Bryant	12	531	44.2	1	4	47	2063	43.9	2	5
Total	62	327	52.8	16	5					
Opponents	45	242	53.9	14	5					

All games

SEASON												CAREER											
##	Defensive Leaders	gp	ua	a	total	tfl	sack	int	pb	fr	ff	blk	gp	ua	a	total	tfl	sack	int	pb	fr	ff	blk
1D	Nicario Harper	11	39	40	7	1.5	.	3	3	1	.	.	11	39	40	79	1.5	.	3	3	1	.	.
3D	Marshall Clark	11	24	44	6	7.5	1.	1	2	.	.	.	26	35	60	95	9.5	1.5	1	2	1	.	.
8D	Markail Benton	11	22	29	5	2.5	2.	1	1	1	1	.	11	22	29	51	2.5	2.0	1	1	1	1	.
2D	DJ Coleman	11	24	25	4	11.0	8.	.	3	1	1	.	34	55	64	119	24.0	14.0	.	5	1	2	.
14	Jeremiah Harris	8	26	20	4	3.0	.	1	2	.	1	.	31	69	36	105	4.0	.	2	3	.	1	.
30	Jaylen Swain	11	27	16	4	10.5	3.	.	2	.	2	1	11	27	16	43	10.5	3.0	.	2	.	2	1
9D	Darius Joiner	9	17	21	3	0.0	27	42	39	81	4.0	.	1	3	.	.	.
28	Stevonte Tullis	11	13	20	3	2.5	1.	.	3	1	1	.	33	20	31	51	3.0	1.0	.	3	2	1	.
23	Kolbi Fuqua	7	10	22	3	0.5	.	1	2	1	2	.	7	10	22	32	0.5	.	1	2	1	2	.
12	Umstead Sanders	11	11	20	3	4.0	0.	.	1	.	.	1	11	11	20	31	4.0	0.5	.	1	.	.	1
91	Chris Hardie	10	13	13	2	8.5	6.	11	14	14	28	8.5	6.0
15	Jamias Presley	9	16	10	2	1.5	.	1	4	.	.	.	20	19	12	31	1.5	.	1	4	.	.	.
1P	Jacquez Payton	11	19	5	2	0.0	.	2	9	.	.	.	36	51	22	73	0.5	.	2	2	.	1	.
24	Zack Woodard	7	13	11	2	4.0	32	72	78	150	15.5	1.0	4	5	1	1	.
6D	George Steele	11	16	7	2	2.0	.	.	2	.	1	.	25	35	10	45	3.0	.	.	2	.	2	.
7D	Yul Gowdy	4	11	5	1	0.0	30	78	27	105	5.0	.	2	1	.	.	.
4D	Lemuel Gordon	10	6	9	1	2.5	1.	12	7	9	16	2.5	1.5
99	Anthony Nesby	10	5	8	1	2.5	1.	19	5	10	15	2.5	1.0
93	Dacorrior West	8	6	6	1	0.0	19	10	19	29	1.5
18	Malik Feaster	5	3	5	8	0.5	.	.	1	.	.	.	30	54	22	76	4.0	.	1	1	1	.	.
16	Laletia Hale	9	5	3	8	0.0	13	7	6	13	0.0
32	Drew Tejchman	7	5	3	8	0.0	7	5	3	8	0.0
1A	Marco Baker	7	5	2	7	0.0	.	.	2	.	.	.	7	5	2	7	0.0	.	.	2	.	.	.
92	Jackson Luttrell	10	1	6	7	0.0	20	10	15	25	6.0	2.5	.	.	.	1	.
31	Hudson Petty	9	1	4	5	0.0	.	.	.	1	.	.	12	3	5	8	0.0	.	.	.	1	.	.
37	Phillip Hopkins	5	2	2	4	2.0	1.	16	7	7	14	2.0	1.0
95	Robert Johnson	10	.	4	4	0.0	.	.	.	1	.	.	10	.	4	4	0.0	.	.	.	1	.	.